

# Architectural Multi Downlights

- Fully adjustable for tilt and rotation • Purchase Superlux transformers separately
- Patented CA-Coil and lamp holder with thermal cut off included

**HALOGEN**  
MRE16-35-D38



- **15lm/W** • 525 total lm • Dimmable
- 35Watts • 3,000K • CRI>100 • 38° Beam




---

**LED**  
MR16-HPLED-WH




- **80lm/W** • 480 total lm
- 6Watts • 3,000K • CRI>80 • 38° Beam


**SILVER PREMIUM ARCHITECTURAL**


**SV-STLT1-SI**



**SV-STLT3-SI**



**SV-STLT2-SI**



**SV-STLT4-SI**




CA 135°C MR16 MAX. 50W

**SV-STLT1**  
112mm x 112mm


CA 135°C MR16 MAX. 50W

**SV-STLT2**  
112mm x 200mm


**SANDY WHITE PREMIUM ARCHITECTURAL**


**SV-STLT1-WH**



**SV-STLT3-WH**



**SV-STLT2-WH**




**SV-STLT4-WH**

CA 135°C MR16 MAX. 50W

**SV-STLT3**  
112mm x 288mm

CA 135°C MR16 MAX. 50W

**SV-STLT4**  
210mm x 210mm

MODEL	CLASS	AIR / MOISTURE TRANSFER	INSULATION	F		CAVITY DEPTH	SIDE CLEARANCE
SV-STLT1	CA135	Closed	Side Abutted	Yes	83mmØ	200mm	100mm
SV-STLT2	CA135	Closed	Side Abutted	Yes	2x 83mmØ	200mm	100mm
SV-STLT3	CA135	Closed	Side Abutted	Yes	3x 83mmØ	200mm	100mm
SV-STLT4	CA135	Closed	Side Abutted	Yes	4x 83mmØ	200mm	100mm