

## LED LINEAR & PROFILES

# LINKABLE LED LINEAR FITTING SL9706 SEAMLESS SLIMLINE

### CONSTRUCTION

- Double insulated polycarbonate body
- Opal polycarbonate diffuser
- High efficiency SMD LED chips
- Built-in LED driver
- 1.2 m flex & plug
- Mounting brackets and connectors (Straight & 10 cm flexible) included

### IP RATING

- IP20 suitable for indoor use only

### APPLICATIONS

- Shops
- Shelves
- Cabinets


### ACCESSORIES

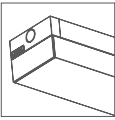
- SL9706/32CM LINK
- SL9706/76CM LINK

### MAXIMUM CONNECTIONS

Mixed connections maximum 240W

SL9706/280	1	2	3	4...	55pcs
SL9706/540	1	2	3	4...	25pcs
SL9706/840	1	2	3	4...	17pcs
SL9706/1140	1	2	3	4...	12pcs
SL9706/1440	1	2	3	4...	10pcs



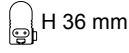


## LINKABLE LED LINEAR FITTING

### DIMENSIONS

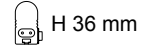
SL9706/280

L 280 mm



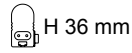

SL9706/1140

L 1140 mm



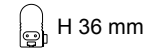

SL9706/540

L 540 mm



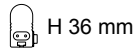
SL9706/1440

L 1440 mm



SL9706/840

L 840 mm

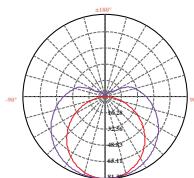


Model No.	Input	Power	Lumen	CCT	CRI	Beam Angle	Fitting Colour
SL9706/280WW/FP	240V	4W	300lm	3000K	>80	105°	White
SL9706/280CW/FP	240V	4W	380lm	4000K	>80	105°	White
SL9706/280DL/FP	240V	4W	300lm	5000K	>80	105°	White
SL9706/540WW/FP	240V	9W	750lm	3000K	>80	105°	White
SL9706/540CW/FP	240V	9W	750lm	4000K	>80	105°	White
SL9706/540DL/FP	240V	9W	750lm	5000K	>80	105°	White
SL9706/840WW/FP	240V	13W	1050lm	3000K	>80	105°	White
SL9706/840CW/FP	240V	13W	1200lm	4000K	>80	105°	White
SL9706/840DL/FP	240V	13W	1050lm	5000K	>80	105°	White
SL9706/1140WW/FP	240V	18W	1550lm	3000K	>80	105°	White
SL9706/1140CW/FP	240V	18W	1600lm	4000K	>80	105°	White
SL9706/1140DL/FP	240V	18W	1550lm	5000K	>80	105°	White
SL9706/1440WW/FP	240V	22W	1800lm	3000K	>80	105°	White
SL9706/1440CW/FP	240V	22W	2000lm	4000K	>80	105°	White
SL9706/1440DL/FP	240V	22W	1800lm	5000K	>80	105°	White

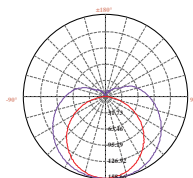
### PHOTOMETRIC DATA

Unit: cd      C0/C180 ——— C90/C270 ———

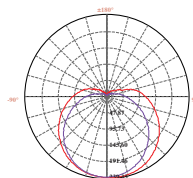
SL9706/280DL



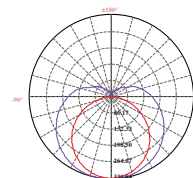
SL9706/540DL



SL9706/840DL



SL9706/1140DL



SL9706/1440DL

