

LED HIGH BAY

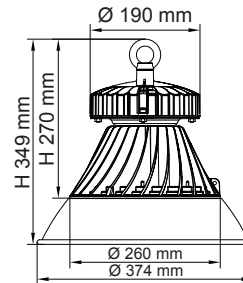
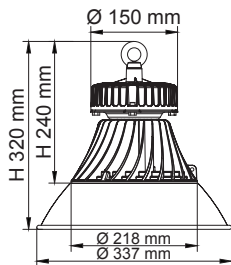
SHB22, SHB22-D EAGLE



SHB22/140, SHB22/140D

SHB22/240, SHB22/240D

DIMENSIONS



CONSTRUCTION

- Die-cast aluminium body
- Powder coated finish
- High efficiency SMD LED chips
- Clear tempered glass diffuser
- Aluminium reflector
- Standard beam angle 90°

- Built-in constant current 1-10V dimmable LED driver (excluding **SHB22/140DL**, **SHB22/240DL**)
- IP66 PVC cable gland
- 1 m rubber flex & 3 pin plug fitted

IP RATING

- IP65 weatherproof

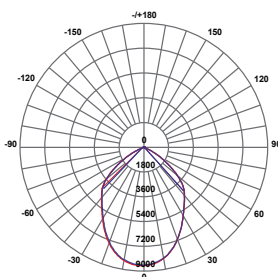
Model No.	Input	Power	Lumen	CCT	Beam Angle	CRI	Colour	Dimmable	Net Weight
SHB22/140DL	240V	150W	15000lm	5000K	90°	>75	Black	No	5.8kg
SHB22/140D/DL	240V	150W	15000lm	5000K	90°	>75	Black	Yes*	5.8kg
SHB22/240DL	240V	240W	26000lm	5000K	90°	>75	Black	No	6.6kg
SHB22/240D/DL	240V	240W	26000lm	5000K	90°	>75	Black	Yes*	6.6kg

*1-10V dimming

PHOTOMETRIC DATA

Unit: cd C0/C180 — C90/C270 —

SHB22/140DL



SHB22/240DL

