
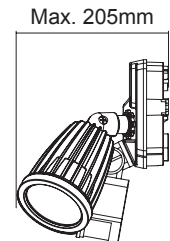
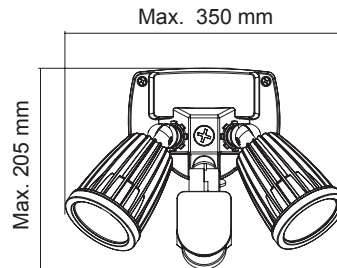
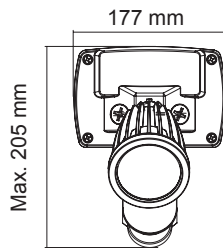
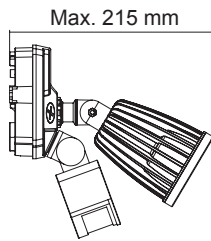


# LED FLOOD LIGHT

## SES7080/1, SES7080/2 STARGEM WITH SENSOR



### DIMENSIONS



### CONSTRUCTION

- Independently adjustable heads
- Polycarbonate construction base
- Die-cast aluminium heat sink
- Powder coated finish
- Opal polycarbonate lens
- Clear tempered glass cover

- High efficiency SMD LED chips
- High efficiency aluminium reflector
- Built-in constant current non-dimmable LED driver
- Built-in infrared motion sensor with override function
- Installation height: 1.5-3.5 m

### IP RATING

- IP54 weatherproof

Model No.	Input	Power	Lumen	CCT	CRI	Fitting Colour
SES7080/1 WW BK	240V	15W	1100lm	3000K	>80	Black
SES7080/1 DL BK	240V	15W	1200lm	6000K	>80	Black

Model No.	Input	Power	Lumen	CCT	CRI	Fitting Colour
SES7080/2 WW BK	240V	2 x 15W	2 x 1100lm	3000K	>80	Black
SES7080/2 DL BK	240V	2 x 15W	2 x 1200lm	6000K	>80	Black

### SENSOR SPECIFICATIONS

Power Source	Detection Range	Detection Angle	Working Temperature	Time Setting	Lux Threshold	Power	Detection Motion Speed
240V	12 m @ 2.5 m height	180°	-10°C~+40°C	10sec-4min	10-2000lux	0.45W (Static 0.1W)	0.6-1.5 m/s