
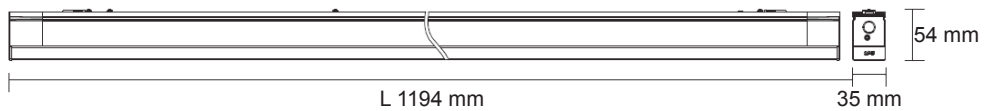


# LED LINKABLE

## S9775 PHOENIX



### DIMENSIONS



### CONSTRUCTION

- Extruded aluminium profile
- Opal polycarbonate diffuser
- High efficiency SMD LED chips
- Built in 1-10V dimmable LED driver
- Surface mounted or suspended (suspension kit required)
- Two mounting clips included


### IP RATING

- IP20 suitable for interior use only

### COLOUR TEMPERATURE

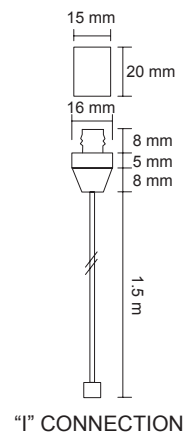
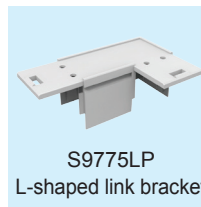
- 4000K Cool White (standard)
- 3000K Warm White (option)
- 6000K Daylight (option)

### MAXIMUM CONNECTIONS



### ACCESSORIES

- **S9775LP** L-shaped link bracket
- **S9775IP** Straight link bracket
- **SSI1512** Two Suspension kit required per fitting

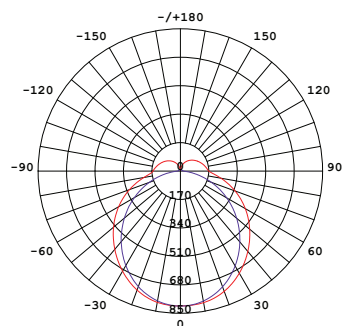


Model No.	Input	Power	Lumen	CCT	Beam Angle	CRI	Fitting Colour	Dimensions L x W x H
S9775CW	240V	30W	2800lm	4000K	120°	>80	White	1194 x 35 x 54 mm



**PHOTOMETRIC DATA** UNIT: cd C0/C180 — C90/C270 —

S9775CW



Specifications above are for reference only and may vary without prior notice

