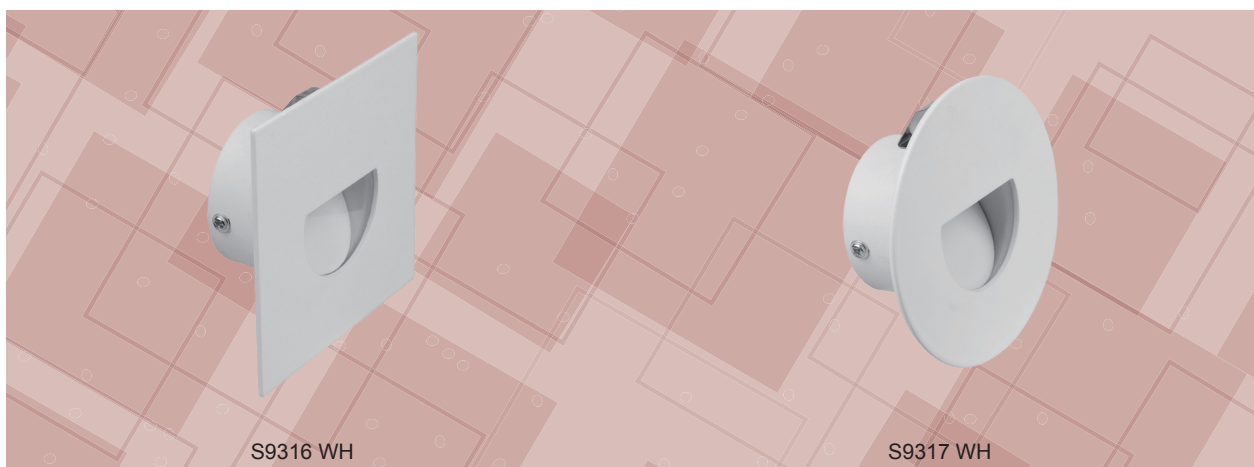


LED RECESSED WALL LIGHT

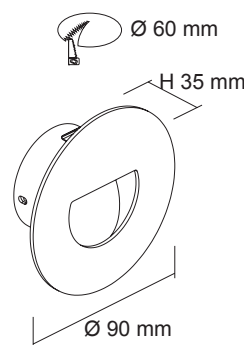
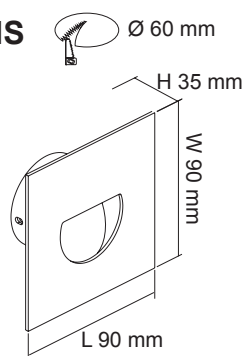
S9316, S9317 DARHAM



S9316 WH

S9317 WH

DIMENSIONS



CONSTRUCTION

- Die-cast aluminium body
- Powder coated finish
- Aluminium reflector
- Opal acrylic diffuser with front glass cover
- High efficiency SMD LED chips
- 12V AC or DC driver required

SUITABLE DRIVERS

- PLUTO EGL12V/6W
- PLUTO EGL12V/15W
- PLUTO 30/12V
- PLUTO 50/12V
- PLUTO 100/12V
- PLUTO 200/12V

IP RATING

- IP20 suitable for interior use only

Model No.	Input	Power	Lumen	CCT	CRI	Fitting Colour
S9316 WH	12V	1.5W	110lm	3000K	>80	White
S9316 ALU	12V	1.5W	110lm	3000K	>80	Anodized Silver
S9317 WH	12V	1.5W	110lm	3000K	>80	White
S9317 ALU	12V	1.5W	110lm	3000K	>80	Anodized Silver

OPTIONAL ACCESSORIES

PRE-INSTALL BOX (S9316 ONLY)

- L x W x H: 218 x 133 x 74 mm

Model No.	Description
S9316/8 BOX	Concrete box for S9316/S9318

