

SURFACE MOUNTED DIMMABLE LED DOWNLIGHT

S9140TC SM TRADER



CONSTRUCTION

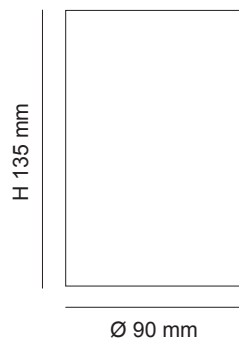
- Extruded aluminium surface mount casing
- Powder coated finish
- S9140TC LED downlight kit included
- Built-in constant current trailing edge dimmable LED driver

IP RATING

- IP20 suitable for interior use only



DIMENSIONS



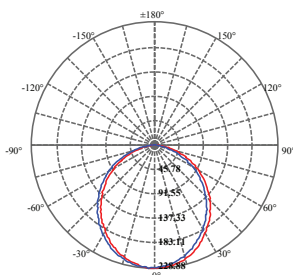
Model No.	Input	Power	Lumen	CCT	Beam Angle	CRI	Dimmable	Fitting Colour
S9140SM/C TC WH	240V	8W	650lm/700lm/700lm	3000K/4000K/5700K	90°	>80	Yes*	White

*Trailing edge dimming

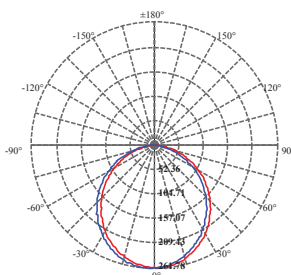
PHOTOMETRIC DATA

Unit: cd C0/C180 — C90/C270

S9140TC at 3000K



S9140TC at 4000K



S9140TC at 5700K

