
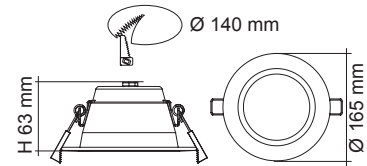
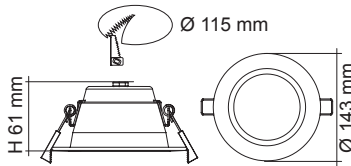
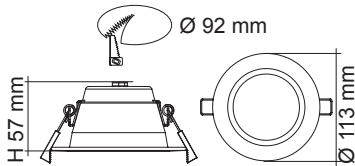


# DIMMABLE LED DOWNLIGHT

## S9071TC, S9072TC, S9073TC PREMIER



### DIMENSIONS



### CONSTRUCTION

- Premium aluminium body
- Powder coated finish
- Opal acrylic diffuser
- High efficiency SMD LED chips
- Constant current trailing edge dimmable LED driver fitted
- 1.2m flex & plug fitted

### IP RATING

- IP64 weatherproof front only

### DIMMING OPTIONS

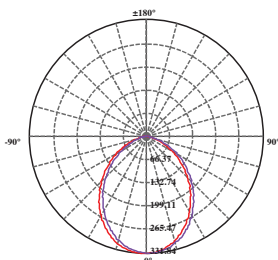
- 1-10V analogue
- DALI / DSI, digital

Model No.	Input	Power	Lumen	CCT	Beam Angle	CRI	Dimmable	Fitting Colour
S9071TC WH	240V	10W	800lm/900lm/900lm	3000K/4000K/5700K	90°	>80	Yes*	White
S9071TC SL	240V	10W	800lm/900lm/900lm	3000K/4000K/5700K	90°	>80	Yes*	Silver
S9072TC WH	240V	14W	1000lm/1150lm/1150lm	3000K/4000K/5700K	90°	>80	Yes*	White
S9072TC SL	240V	14W	1000lm/1150lm/1150lm	3000K/4000K/5700K	90°	>80	Yes*	Silver
S9073TC WH	240V	18W	1400lm/1550lm/1550lm	3000K/4000K/5700K	90°	>80	Yes*	White
S9073TC SL	240V	18W	1400lm/1550lm/1550lm	3000K/4000K/5700K	90°	>80	Yes*	Silver

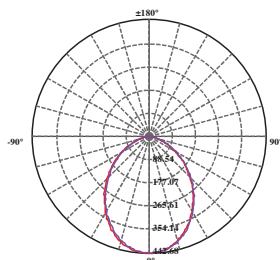
\*Trailing edge dimming

### PHOTOMETRIC DATA (AT CCT 4000K) Unit: cd C0/C180 — C90/C270

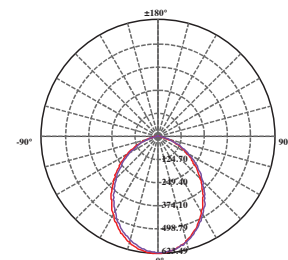
S9071TC at 4000K



S9072TC at 4000K



S9073TC at 4000K



Specifications above are for reference only and may vary without prior notice