

DIMMABLE LED DOWNLIGHT

S9046 ECOSTAR



CONSTRUCTION

- Die-cast aluminium body
- Powder coated or plated finish
- Gimble head
- High output COB LED chip
- Changeable multi-reflector system
- Constant current trailing edge dimmable LED driver fitted
- 1.2 m flex & 2 pin plug fitted

IP RATING

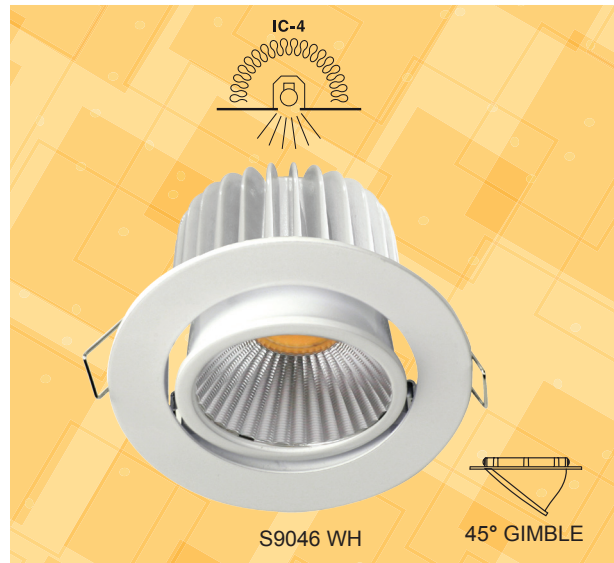
- IP20 suitable for interior use only

DIMMING OPTIONS

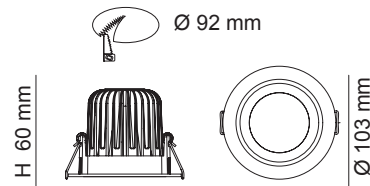
- 1-10V analogue
- DALI / DSI, digital

BEAM ANGLE

- 60° (standard)
- 40° (option)



DIMENSIONS

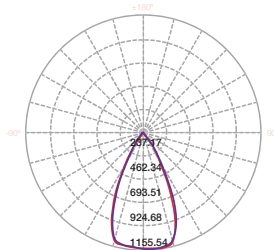


Model No.	Input	Power	Lumen	CCT	Beam Angle	CRI	Dimmable	Fitting Colour
S9046 WW WH	240V	9W	800lm	3000K	60°	>82	Yes*	White
S9046 DL WH	240V	9W	850lm	6000K	60°	>80	Yes*	White
S9046 WW SN	240V	9W	800lm	3000K	60°	>82	Yes*	Satin Nickel
S9046 DL SN	240V	9W	850lm	6000K	60°	>80	Yes*	Satin Nickel

*Trailing edge dimming

PHOTOMETRIC DATA Unit: cd C0/C180 _____ C90/C270 _____

S9046 WW



S9046 DL

