

SURFACE MOUNTED DIMMABLE LED DOWNLIGHT

S9041 SM ECOGEM



CONSTRUCTION

- Pressed metal surface mount casing
- Powder coated finish
- S9041 LED downlight kit included
- Constant current trailing edge dimmable LED driver fitted

IP RATING

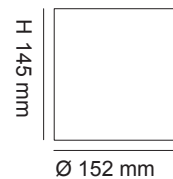
- IP20 suitable for interior use only

DIMMING OPTIONS

- 1-10V analogue
- DALI / DSI, digital



DIMENSIONS

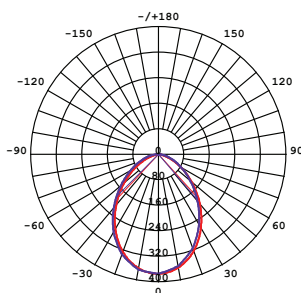


Model No.	Input	Power	Lumen	CCT	Beam Angle	CRI	Dimmable	Fitting Colour
S9041SM/C WW WH	240V	10W	700lm	3000K	90°	>80	Yes*	White
S9041SM/C CW WH	240V	10W	780lm	4000K	90°	>80	Yes*	White
S9041SM/C DL WH	240V	10W	800lm	6000K	90°	>80	Yes*	White
S9041SM/C TC WH	240V	10W	800lm/900lm/850lm	3000K/4200K/5700K	90°	>80	Yes*	White

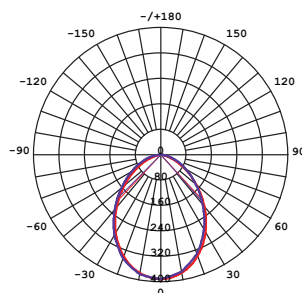
*Trailing edge dimming

PHOTOMETRIC DATA Unit: cd C0/C180 — C90/C270 —

S9041SM/C WW



S9041SM/C CW



S9041SM/C DL

