



PHOENIX S9775 - 30W

30 watt LED linkable with 1-10V dimmable functionality

Application

Decorative commercial service spaces, meeting rooms, amenity areas

Design Specifications

- Extruded white finish aluminium profile with opal polycarbonate diffuser
- High efficiency SMD LED chips, CRI > 80, CCT 4000K as standard, optional 3000K or 6000K
- Integral 1-10V dimmable LED driver
- Surface mounted or suspended (suspension kit required)
- Two mounting clips included
- Maximum connections 15 units



-
-
-
-
-
-

Performance

Dimmable - **YES**
Dimmer Type - **1-10**



Technical Specification

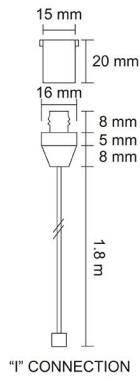
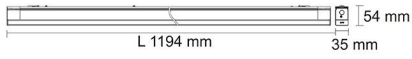
Model No.	Input Voltage (V/AC)	Power (W)	Lumens (lm)	CCT (K)	CRI	Beam Angle (°)
S9775CW	240	30	2800	4000	80	120

Model No.	Dim (mm)	Body Colour
S9775CW	1194(L) x 35(W) x 54(H)	WHITE

ACCESSORIES -S9775LP L-shaped link bracket - S9775IP Straight link bracket - SSI1512 Two Suspension kit required per fitting.

Due to continued product and technology enhancements, data sourced from sal.net.au shall not form part of any contract and or technical performance guarantee unless expressly confirmed in writing by SAL at the time of order. Products are sold in accordance with [SAL Terms and Conditions of sale](#) and all images shown are for illustration purposes only and may vary from the actual colour or finish. Unless specifically stated, all IP ratings nominated for Interior products are from "below the ceiling".

Dimensions



Maximum connections



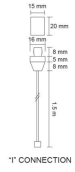
S9775IP
L-shaped link bracket
(sold separately)



S9775IP
Straight link bracket
(sold separately)



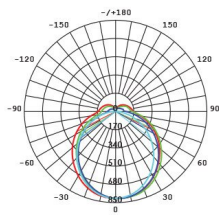
SS11812
Suspension wire unit
(sold separately)



Photometric Data

Unit: cd C0/C180 — C90/C270 —

S9775CW at 4000K



THE NEW ESS106 IS SMALL IN SIZE BUT BIG ON FEATURES.



For more
information
please
scan me

