



COOLUM PLUS rippleSHIELD S9068TW35/RS - 9W

9 watt dimmable LED downlight, UGR<19, with tunable WHITE and rippleSHIELD

Application

Ideal for any residential or commercial interior space, experiencing nuisance ripple induced flicker

Design Specifications

- Combined with the SAL SDD400RS/BTAM dimmer, the rippleSHIELD Coolum eliminates ALL nuisance non-visible and visible flicker caused by ripple injection
- Integral 9 watt rippleSHIELD dimmable LED driver, with smooth dimming performance down to 1.0% of light output, designed with flex and plug for easy installation.
- Tunable WHITE from 3000K to 6500K
- High efficiency LED optics, multi-faceted optical system, 60° beam distribution, UGR<19, CRI>90
- Polyamide trim and body, choice of white or black
- CA-90 rated, double insulated, Dimmable, only with SDD400RS/BTAM rippleSHIELD dimmer







Performance

- Dimmable - **YES**
- Dimmer Type - **SDD400RS/BTAM ONLY**



Technical Specification

Product	Model No.	Input Voltage (V/AC)	Power (W)	Lumens (lm)	CCT (K)	Beam Angle (°)
	S9068TW35WH/RS	240	9	800/830/810	3000/4000/6500	60
	S9068TW35BK/RS	240	9	630	3000/4000/6500	60
	SDD400RS/BTAM/BP	240				
	SDD400RS/BTAM	240				

Dimmable	CRI	Body Colour	Cut Out (mm)	Diameter (mm)	Dim (mm)
YES	90	WHITE	92	103	89(H)
YES	90	BLACK	92	103	89(H)
YES		GREY			42(L) x 24(W) x 24(H)
YES		GREY			42(L) x 24(W) x 24(H)

NOTE: Lumens displayed @4000K CCT

Due to continued product and technology enhancements, data sourced from sal.net.au shall not form part of any contract and or technical performance guarantee unless expressly confirmed in writing by SAL at the time of order. Products are sold in accordance with [SAL Terms and Conditions of sale](#) and all images shown are for illustration purposes only and may vary from the actual colour or finish. Unless specifically stated, all IP ratings nominated for Interior products are from "below the ceiling".

Dimensions

Dimensions

