

DIMMABLE CONSTANT VOLTAGE LED DRIVER

DIM40W/12V, DIM100W, DIM110/150W, DIM200W

- Suitable for LED strip
- Trailing edge or 1-10V dimming models
- Independent compact design
- Safe no load operation
- Overload protection
- Short circuit protection
- Overheating protection
- SELV and EMC compliant
- 1.2 m flex & 3 pin plug fitted (DIM100W, DIM200W, DIM110/150W)
- 1.2 m flex & 2 pin plug fitted (DIM40W)
- Output fly leads at secondary end

RECOMMENDED TRAILING EDGE DIMMERS

- SDA450
- SDD350TCM

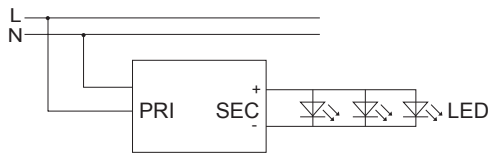
RECOMMENDED 1-10V CONTROLLER

- SDF30

APPLICATION

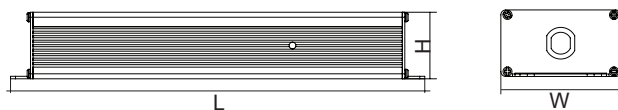
- Use with LED strip

WIRING DIAGRAM





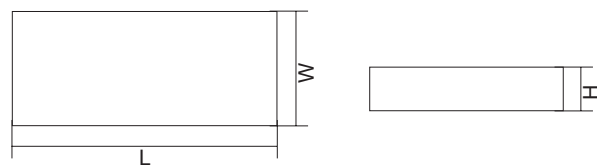


DIMENSIONS

DIM100W, DIM200W, DIM110/150W



DIM40W/12V



Model No.	Input	Power	Min. Load	Power Factor	Output	Dimensions L x W x H	Dimming Type	Working Temperature
DIM40W/12V	240V	40W	5W	>0.90	12V	110 x 60 x 33 mm	Trailing edge	-20°C ~ 50°C
DIM100W/12V	240V	100W	33W	>0.90	12V	191 x 70 x 40 mm	Trailing edge	-20°C ~ 50°C
DIM100W/24V	240V	100W	33W	>0.90	24V	191 x 70 x 40 mm	Trailing edge	-20°C ~ 50°C
DIM110/150W/12V	240V	150W	50W	>0.90	12V	223 x 70 x 40 mm	1-10V	-20°C ~ 50°C
DIM110/150W/24V	240V	150W	50W	>0.90	24V	223 x 70 x 40 mm	1-10V	-20°C ~ 50°C
DIM200W/12V	240V	200W	60W	>0.90	12V	249 x 72 x 40 mm	Trailing edge	-20°C ~ 50°C
DIM200W/24V	240V	200W	60W	>0.90	24V	249 x 72 x 40 mm	Trailing edge	-20°C ~ 50°C