



BENNY II - SL2106 TC2 10/20/24W

IP65 LED Oyster, wall or ceiling mount with selectable CCT and sensor options

Application

A perfect choice for apartments or commercial spaces

Design Specifications






- Selectable CCT 3000 / 4000 / 5700K
- Durable polycarbonate body profile with opal polycarbonate diffuser, colour white.
- Rugged IK08 construction
- High efficiency LED optics, CRI > 80
- Integral sensor models and optional corridorSTANDBY functions available.
- Double insulated

Performance

- Dimmable - **NO**
- In Built Sensor - **OPTIONAL**
- Sensor Type - **MICROWAVE**
- Standby Sensor - **YES**



Technical Specification

Product	Model No.	Input Voltage (V/AC)	Power (W)	Lumens (lm)	CCT (K)	CRI
	SL2106/20TC2	240	10	900/1050/1000	3000/4000/5700	80
	SL2106/30TC2	240	20	1900/2200/1950	3000/4000/5700	80
	SL2106/40TC2	240	24	2400/2750/2500	3000/4000/5700	80
	SL2106/30TC2S	240	20	1900/2200/1950	3000/4000/5700	80
	SL2106/40TC2C	240	24	2400/2750/2500	3000/4000/5700	80

Beam Angle (°)	Body Colour	Diameter (mm)	Dim (mm)	Mass (kg)
120	WHITE	220	68(H)	0.48
120	WHITE	280	68(H)	0.71
120	WHITE	350	73(H)	1.08
120	WHITE	280	68(H)	0.8
120	WHITE	350	73(H)	1.2

Due to continued product and technology enhancements, data sourced from sal.net.au shall not form part of any contract and or technical performance guarantee unless expressly confirmed in writing by SAL at the time of order. Products are sold in accordance with [SAL Terms and Conditions of sale](#) and all images shown are for illustration purposes only and may vary from the actual colour or finish. Unless specifically stated, all IP ratings nominated for Interior products are from "below the ceiling".

Dimensions

