

LED BRICK WALL LIGHT

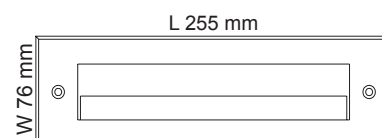
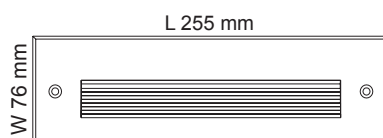
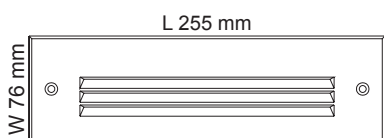
SE7135 MAXI LOUVERED

SE7136 MAXI SLOT

SE7137 MAXI EYELID



DIMENSIONS



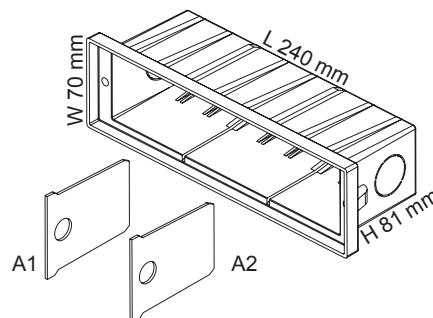
CONSTRUCTION

- Die-cast aluminium body and powder coated face cover (SE7135, SE7136, SE7137)
- Die-cast aluminium body and stainless steel face cover (SE7138, SE7139)
- Opal polycarbonate diffuser
- High efficiency SMD LED chips
- Built in non-dimmable LED driver
- Silicone gasket
- IP68 PVC cable gland
- Stainless steel allen screws
- ABS installation canister included

CANISTER INSTALLATION INSTRUCTIONS

- A1 & A2 are the support plates used during the construction installation process to prevent deformation of the installation canister
- Slot in A1 & A2 plates during construction
- Please remove the support plates (A1 & A2) before final installation

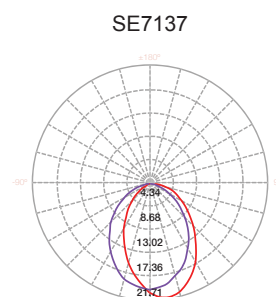
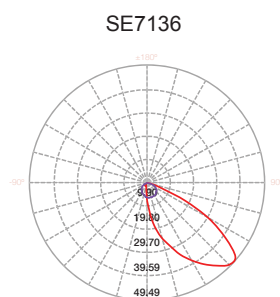
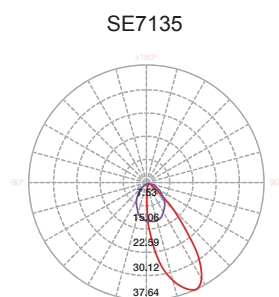
Installation canister: L 235 mm x W 65 mm



IP RATING

- IP65 weatherproof

PHOTOMETRIC DATA Unit: cd C0/C180 — C90/C270



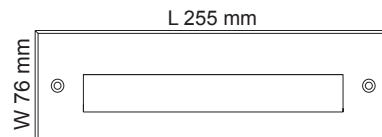
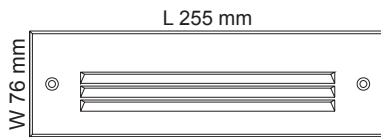
LED BRICK WALL LIGHT

SE7138 MAXI GRILLED

SE7139 MAXI PLAIN



DIMENSIONS



Model No.	Input	Power	Lumen	CCT	CRI	Fitting Colour
SE7135WW/BK	240V	7W	80lm	3000K	>80	Black
SE7135WW/SL	240V	7W	80lm	3000K	>80	Silver
SE7135CW/BK	240V	7W	80lm	4000K	>80	Black
SE7135CW/SL	240V	7W	80lm	4000K	>80	Silver
SE7136WW/BK	240V	7W	60lm	3000K	>80	Black
SE7136WW/SL	240V	7W	60lm	3000K	>80	Silver
SE7136CW/BK	240V	7W	60lm	4000K	>80	Black
SE7136CW/SL	240V	7W	60lm	4000K	>80	Silver
SE7137WW/BK	240V	7W	50lm	3000K	>80	Black
SE7137WW/SL	240V	7W	50lm	3000K	>80	Silver
SE7137CW/BK	240V	7W	50lm	4000K	>80	Black
SE7137CW/SL	240V	7W	50lm	4000K	>80	Silver
SE7138WW	240V	7W	80lm	3000K	>80	Stainless Steel
SE7138CW	240V	7W	80lm	4000K	>80	Stainless Steel
SE7139WW	240V	7W	140lm	3000K	>80	Stainless Steel
SE7139CW	240V	7W	140lm	4000K	>80	Stainless Steel

PHOTOMETRIC DATA Unit: cd C0/C180 — C90/C270 —

