

LED RECESSED WALL LIGHT

S9311 BROOM

CONSTRUCTION

- Die cast aluminium body
- Powder coated finish (White)
- Opal acrylic diffuser
- High efficiency SMD LED chips
- 12V AC or DC driver required

IP RATING

- IP20 suitable for interior use only

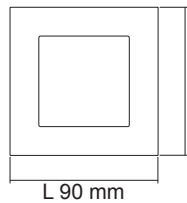
SUITABLE DRIVERS

- PLUTO EGL12V/6W
- PLUTO EGL12V/15W
- PLUTO 30/12V
- PLUTO 50/12V
- PLUTO 100/12V
- PLUTO 200/12V

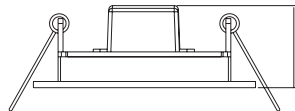
DIMENSIONS




L 76 x W 76 mm



W 90 mm



H 34 mm



S9311 WH

Model No.	Input	Power	Lumen	CCT	Beam Angle	CRI	Fitting Colour
S9311 WH	12V	3W	110lm	3000K	105°	>80	White
S9311 SN	12V	3W	110lm	3000K	105°	>80	Satin Nickel