

CAPRICE PR

Designed by professionals for professionals.
1300mm (52") CEILING FAN WITH B22 LIGHT







PAGKAGING



Packaging Size	615 x 285 x 295 mm
Packaging	Colour box
Gross Weight	9.3 kg
Net Weight	7.8 kg



PRODUCT TECHNICAL SPECIFICATIONS



Colour/Finish option	Brushed Steel, White, Black
Blade	Plywood (Silver, White, Black)
Blade pitch	12°
Rated input voltage	220-240V~
Rated input frequency	50Hz
Motor power rating	65W
Lamp power rating	Suits 2 x B22 MAX 20W CFL or MAX 10W LED (globes not included)
Airflow***	Max 9210 m ³ /hr
Ceiling to Fan Bottom	365mm
Ceiling to Blade	239mm

- 


Click and Connect blades for super-quick install
- 


Screw-less canopy, no screwdriver needed!
- 


Quick connect terminal block for easy wire-off
- 


New & improved hanging bracket for a safer installation
- 


Never drop screws again!

- Quick connect blades
- Easy install hanging bracket
- Easy wire-off terminal block
- 3-speed wall control
- Summer/Winter setting
- Suits two B22 globes (not included)
- Electrician friendly**
- Ideal for multi room use

Improved design for an easier installation



SKU Model	Colour	Bar Code
FC64134BS	Brushed Steel	9312699148286
FC64134WH	White	9312699148309
FC64134BK	Black	9312699148293

MODEL	600mm EXTENSION ROD	900mm EXTENSION ROD
FC64134BS	FD250600BS + XFC6403 (loom)	FD250900BS + XFC6404 (loom)
FC64134WH	FD250600WH + XFC6403 (loom)	FD250900WH + XFC6404 (loom)
FC64134BK	FD250600BK + XFC6403 (loom)	FD250900BK + XFC6404 (loom)

*Based on internal testing. In-home results vary slightly.

**This product must be installed by a licensed electrician.