


Blade 900mm 3000K

The Blade is the way forward in slimline surface mounted fittings. The LED is not only better for your energy efficiency but the slimline look is modern and practical lighting for those areas needing that little extra light ie the kitchen, the study. By adding the Martec Dimmer MTD300VA the light can be reduced down to 10% reducing the energy usage even further. With easy installation your electrician will have them installed in no time at all.



FEATURES

- /// 3 year replacement warranty
- /// Long life energy saving LED technology
- /// Dimmable LED light module (Dimming reduced to 10% with MTD300VA)
- /// Easy installation
- /// Terminal block connection conveniently located in the centre of the fitting



MLBF9030WD

TECHNICAL INFORMATION

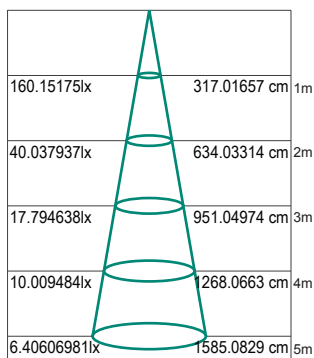
Power: 30W
CCT: 3000K (Warm White)
Lumens: 2500lm
Size (mm): 900mm x 75mm x 26mm



MLBF9030BD

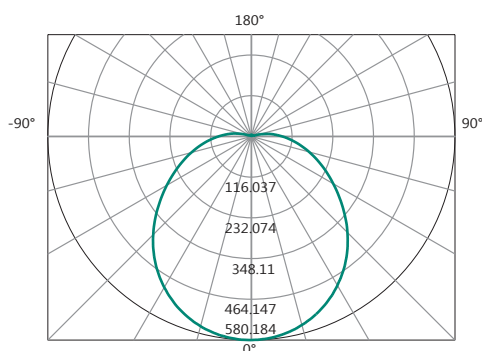
DIAGRAMS

Lux Distance Curve



Height Illuminance Diameter

Polar Curve



Polar Curve

