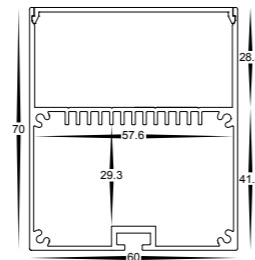


Proline Custom

- Single pendant light
- Available in Black, Silver or White
- 1800mm, 2400mm or 3000mm lengths
- Supplied with dimmable LED Driver
- 46w per metre
- 120° beam angle
- Cable length: 2000mm Adjustable
- IP Rating: IP20



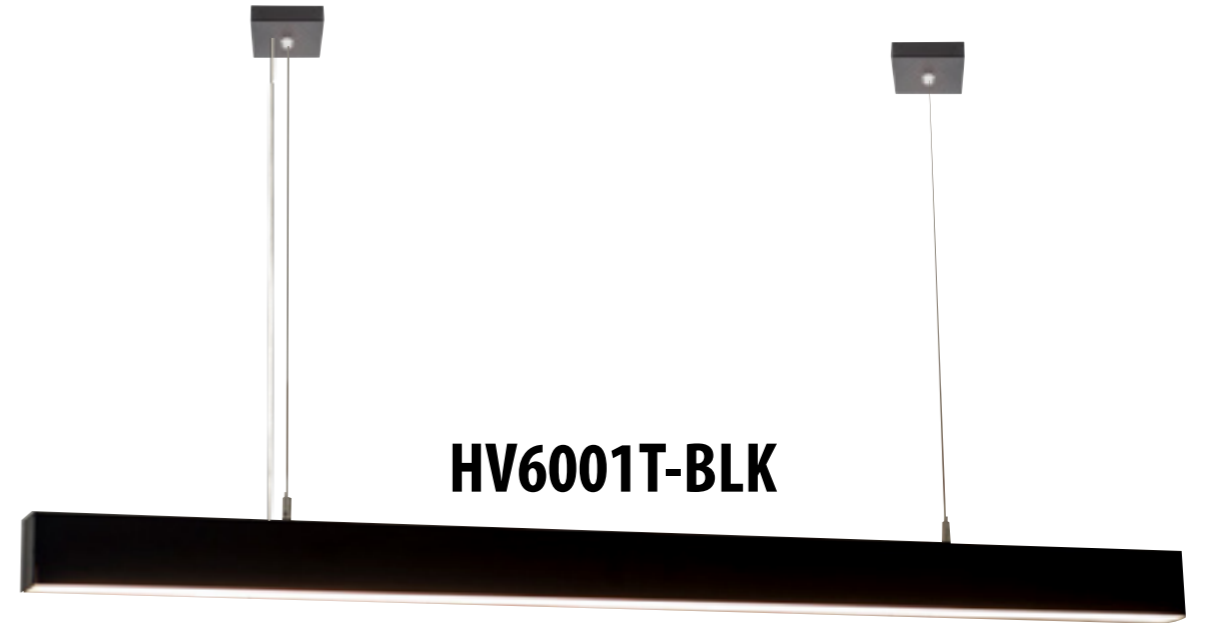
Custom Made Lengths (From 4-5 days production time + delivery)

PART NUMBER	LENGTH	COLOUR TEMP	LUMENS	INPUT	INCLUDED LED
HV6001C-BLK-1.8	1800mm	5500K	8200lm	240v	Built-in 82w LED
HV6001N-BLK-1.8	1800mm	4000K	7860lm	240v	Built-in 82w LED
HV6001W-BLK-1.8	1800mm	3000K	7450lm	240v	Built-in 82w LED
HV6001C-BLK-2.4	2400mm	5500K	11000lm	240v	Built-in 110w LED
HV6001N-BLK-2.4	2400mm	4000K	10400lm	240v	Built-in 110w LED
HV6001W-BLK-2.4	2400mm	3000K	9900lm	240v	Built-in 110w LED
HV6001C-BLK-3.0	3000mm	5500K	13800lm	240v	Built-in 138w LED
HV6001N-BLK-3.0	3000mm	4000K	13100lm	240v	Built-in 138w LED
HV6001W-BLK-3.0	3000mm	3000K	12400lm	240v	Built-in 138w LED


PART NUMBER	LENGTH	COLOUR TEMP	LUMENS	INPUT	INCLUDED LED
HV6001C-SLV-1.8	1800mm	5500K	8200lm	240v	Built-in 82w LED
HV6001N-SLV-1.8	1800mm	4000K	7860lm	240v	Built-in 82w LED
HV6001W-SLV-1.8	1800mm	3000K	7450lm	240v	Built-in 82w LED
HV6001C-SLV-2.4	2400mm	5500K	11000lm	240v	Built-in 110w LED
HV6001N-SLV-2.4	2400mm	4000K	10400lm	240v	Built-in 110w LED
HV6001W-SLV-2.4	2400mm	3000K	9900lm	240v	Built-in 110w LED
HV6001C-SLV-3.0	3000mm	5500K	13800lm	240v	Built-in 138w LED
HV6001N-SLV-3.0	3000mm	4000K	13100lm	240v	Built-in 138w LED
HV6001W-SLV-3.0	3000mm	3000K	12400lm	240v	Built-in 138w LED

PART NUMBER	LENGTH	COLOUR TEMP	LUMENS	INPUT	INCLUDED LED
HV6001C-WHT-1.8	1800mm	5500K	8200lm	240v	Built-in 82w LED
HV6001N-WHT-1.8	1800mm	4000K	7860lm	240v	Built-in 82w LED
HV6001W-WHT-1.8	1800mm	3000K	7450lm	240v	Built-in 82w LED
HV6001C-WHT-2.4	2400mm	5500K	11000lm	240v	Built-in 110w LED
HV6001N-WHT-2.4	2400mm	4000K	10400lm	240v	Built-in 110w LED
HV6001W-WHT-2.4	2400mm	3000K	9900lm	240v	Built-in 110w LED
HV6001C-WHT-3.0	3000mm	5500K	13800lm	240v	Built-in 138w LED
HV6001N-WHT-3.0	3000mm	4000K	13100lm	240v	Built-in 138w LED
HV6001W-WHT-3.0	3000mm	3000K	12400lm	240v	Built-in 138w LED

All low voltage products that specify an input of 12v or 24v DC must be used with a suitable LED driver, refer to pages 267 - 274
Lumen output measured at source. All globes supplied with fittings are non dimmable. If you require 240v dimmable globes refer to page 336



HV6001T-BLK




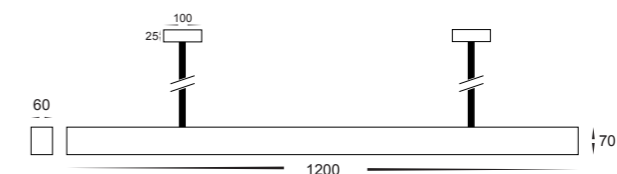
HV6001T-SLV



HV6001T-WHT

Proline

- Single pendant light
- Aluminium finish
- Dedicated Dimmable LED Driver
- 120° beam angle
- Cable length: 2000mm Adjustable
- IP Rating: IP20
- Indoor use only



For custom size lengths please contact sales representative for more information.

PART NUMBER	COLOUR TEMP	LUMENS	INPUT	INCLUDED LED
HV6001T-BLK	3000K	3800lm	240v	Built-in 40w LED
	4000K	3900lm		
	5500K	4000lm		
HV6001T-SLV	3000K	3800lm	240v	Built-in 40w LED
	4000K	3900lm		
	5500K	4000lm		
HV6001T-WHT	3000K	3800lm	240v	Built-in 40w LED
	4000K	3900lm		
	5500K	4000lm		

All low voltage products that specify an input of 12v or 24v DC must be used with a suitable LED driver, refer to pages 267 - 274
Lumen output measured at source. All globes supplied with fittings are non dimmable. If you require 240v dimmable globes refer to page 336