




316 Stainless Steel

Aluminium White

Aluminium Black



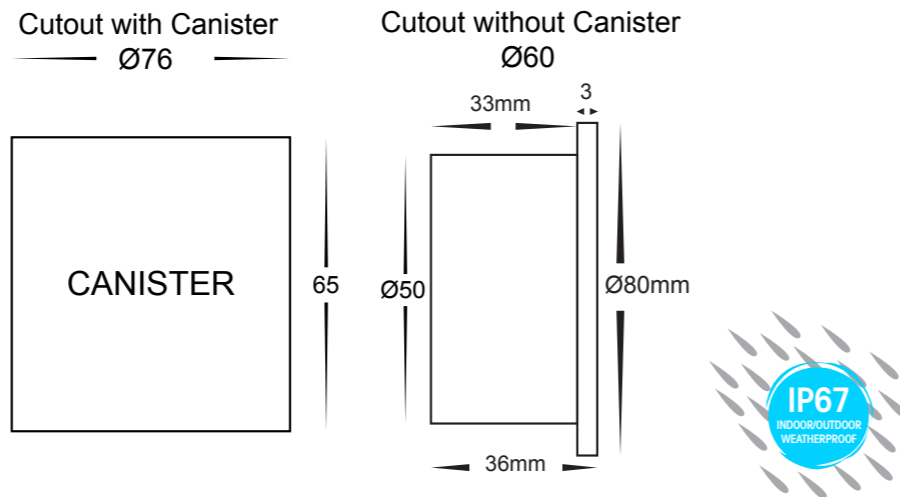
316 Stainless Steel

Aluminium White

Aluminium Black

Reces

- Recessed round step light
- Stainless Steel 316 and Aluminium
- Installation depth: 65mm
- 40° beam angle
- IP Rating: IP67



Mini Reces

- Recessed round step light
- Stainless Steel 316 and Aluminium
- Installation depth: 40mm
- 40° beam angle
- IP Rating: IP67

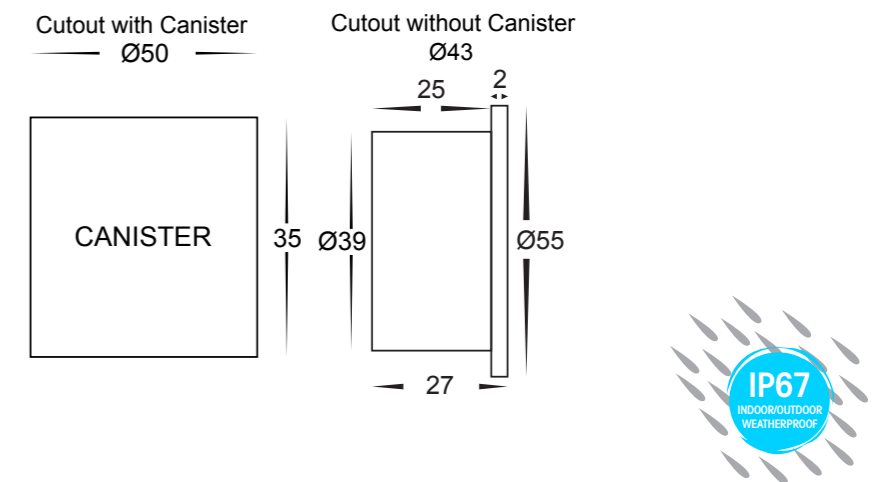


IMAGE	PART NUMBER	COLOUR TEMP	LUMENS	INPUT	INCLUDED LED
	HV3205C-SS316	5500K	190lm	12v DC	Built-in 3w
	HV3205W-SS316	3000k	180lm		
IMAGE	PART NUMBER	COLOUR TEMP	LUMENS	INPUT	INCLUDED LED
	HV3205C-WHT	5500K	190lm	12v DC	Built-in 3w
	HV3205W-WHT	3000k	180lm		
IMAGE	PART NUMBER	COLOUR TEMP	LUMENS	INPUT	INCLUDED LED
	HV3205C-BLK	5500K	190lm	12v DC	Built-in 3w
	HV3205W-BLK	3000k	180lm		

All low voltage products that specify an input of 12v or 24v DC must be used with a suitable LED driver, refer to pages 267 - 274
Lumen output measured at source. All globes supplied with fittings are non dimmable. If you require 240v dimmable globes refer to page 336

IMAGE	PART NUMBER	COLOUR TEMP	LUMENS	INPUT	INCLUDED LED
	HV3206C-SS316	5500K	60lm	12v DC	Built-in 1w
	HV3206W-SS316	3000k	55lm		
IMAGE	PART NUMBER	COLOUR TEMP	LUMENS	INPUT	INCLUDED LED
	HV3206C-WHT	5500K	60lm	12v DC	Built-in 1w
	HV3206W-WHT	3000k	55lm		
IMAGE	PART NUMBER	COLOUR TEMP	LUMENS	INPUT	INCLUDED LED
	HV3206C-BLK	5500K	60lm	12v DC	Built-in 1w
	HV3206W-BLK	3000k	55lm		

All low voltage products that specify an input of 12v or 24v DC must be used with a suitable LED driver, refer to pages 267 - 274
Lumen output measured at source. All globes supplied with fittings are non dimmable. If you require 240v dimmable globes refer to page 336