



Satin Chrome LED Surface Mounted Round Downlights

- Surface mounted round downlight
- Satin chrome finish
- 120° beam angle
- IP Rating: IP54

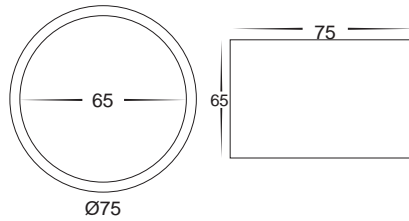


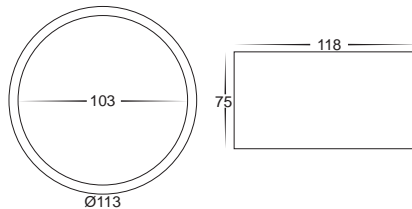
IMAGE	PART NUMBER	COLOUR TEMP	OUTPUT	POWER	INCLUDED GLOBES
	HV5802C-SCH	Cool white, 6000k	630lm	240v LED 7w	Non Dimmable Built in 7w LED
	HV5802W-SCH	Warm white, 3000k	560lm	240v LED 7w	Non Dimmable Built in 7w LED

All low voltage products that specify LED or are supplied with a 12v LED globe must be used with a suitable LED driver, refer to pages (188 - 192)



Satin Chrome LED Surface Mounted Round Downlights

- Surface mounted round downlight
- Satin chrome finish
- Dimmable
- 120° beam angle
- IP Rating: IP54



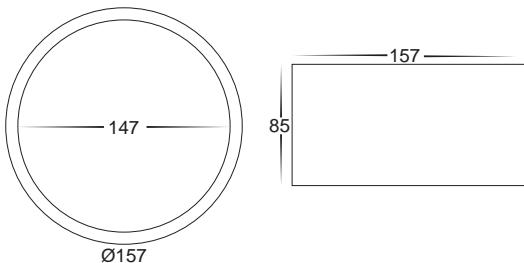
Optional LED dimmer
- HV9625 (see Page 179)

IMAGE	PART NUMBER	COLOUR TEMP	OUTPUT	POWER	INCLUDED GLOBES
	HV5803C-SCH	Cool white, 6000k	1080lm	240v LED 12w	Dimmable Built in 12w LED
	HV5803W-SCH	Warm white, 3000k	960lm	240v LED 12w	Dimmable Built in 12w LED

All low voltage products that specify LED or are supplied with a 12v LED globe must be used with a suitable LED driver, refer to pages (188 - 192)

Satin Chrome LED Surface Mounted Round Downlights

- Surface mounted round downlight
- Satin chrome finish
- Dimmable
- 120° beam angle
- IP Rating: IP54




 **Optional LED dimmer**
- HV9625 (see Page 179)

IMAGE	PART NUMBER	COLOUR TEMP	OUTPUT	POWER	INCLUDED GLOBES
	HV5805C-SCH	Cool white, 6000k	1620lm	240v LED 18w	Dimmable Built in 18w LED
	HV5805W-SCH	Warm white, 3000k	1620lm	240v LED 18w	Dimmable Built in 18w LED

All low voltage products that specify LED or are supplied with a 12v LED globe must be used with a suitable LED driver, refer to pages (188 - 192)