
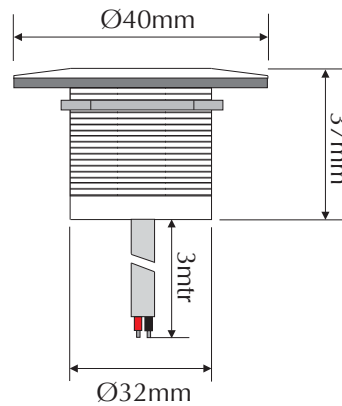


# EVTHREAD2-WW-F



Order Code: **21402**

Product Code: **EVTHREAD2-WW-F**

Colour: **Warm White**  3200K

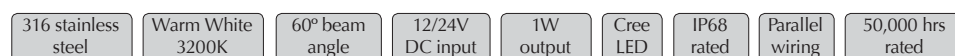
Description: A smart discrete and fully functional panel mount light. The THREAD2 LED panel mount light with its large threaded body is a tough and robust luminaire and is the perfect solution for all areas including decks path ways and any other area where the mounting area is too thin for spring clips. With a IP68 rating and the unique bevel edge design the THREAD2 is a perfect solution.

Data: The THREAD2 panel mount light is made from imported 316 stainless steel, unique threaded body, bevel edge design, 60° beam angle, 1 x 1W Cree LED, Warm White 3200K colour LED, IP68 rated, 12/24V DC, 3mtrs rubberised cable, rated at 50,000 hrs.

Size: Overall height: 37mm  
 Overall diameter: 32mm  
 Front face diameter: 40mm

Cutout: 33mm

Requires: Constant Voltage 12-24V DC LED driver located in the power supply section of the catalogue.



**Domus Lighting**

29-31 Richland Street Kingsgrove NSW 2208

Phone: (02) 9554 9600 | Fax: (02) 9554 9433 | Email: sales@domuslighting.com