

## CELL-12-T90 LED Downlight Kit



### Description

The CELL 12 T90 KIT are a plug and play LED lamp module and LED driver set. They are the perfect solution for residential homes to commercial projects such as hotels, clubs, pubs and bars. Designed not only as a replacement for traditional halogen lamps in most applications, but also as a replaceable LED lamp and driver set for a range of click in frames, as a complete downlight solution. For retrofit, it's as easy as removing the standard MR16 halogen lamp and transformer and replacing it with the CELL lamp and LED driver. It suits most MR16 downlight frames, depending on height.

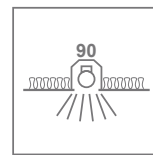
As a complete lamp and frame solution, simply choose from a range of click in frames on offer to suit the style and décor. Featuring a reflector style lens with a choice of 15°, 24°, 36° or 60° beam angle effects to suit ceiling heights or lighting effects. Available in 12W TRIO, the added option of changing the colour temperature output of the LED lamp module with a dip switch on the LED Driver. With the choice of Warm White, Neutral White or White colour temperature options to suit the desired light appearance. Complete with dimmable LED driver and flex and plug. Backed by our Three Year Replacement Warranty.



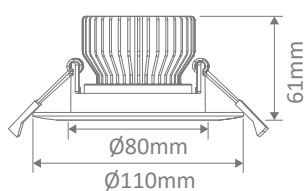
### Specification Features

Input Voltage:	240V
Power (W):	12
IP rating (IP):	44*
Lumens (lm):	Warm White 3000K - 870lm Neutral White 4000K - 1000lm White 5700K - 990lm
LED type:	COB
CCT:	3000K - 4000K - 5700K (Switchable)
CRI:	≥80
Beam angle (°):	60°
Tilt Adjustable frame:	Yes
Dimmable:	Yes**
Lifespan (hrs):	50,000hrs

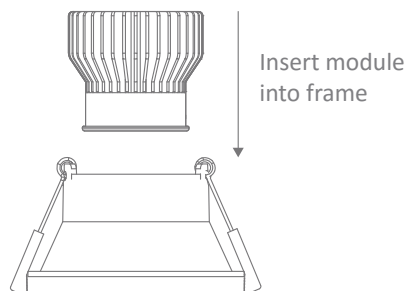
\* IP44 rating is from the underside of the down light once installed into the ceiling.



### Diagrams / Additional



Cutout: Ø80-85mm



Item No.	Variant	Colour	Beam Angle (°)
CELL-12-T90	20804	WHT	60°
	20805	BLK	
Components	Variant	Colour	Beam Angle (°)
CELL-12-TRIO	27069	TRIO	60°
CELL-T90-FRAME	27054	WHT	N/A
	27055	BLK	