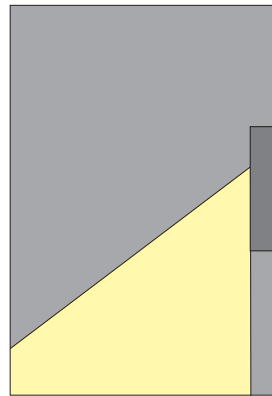
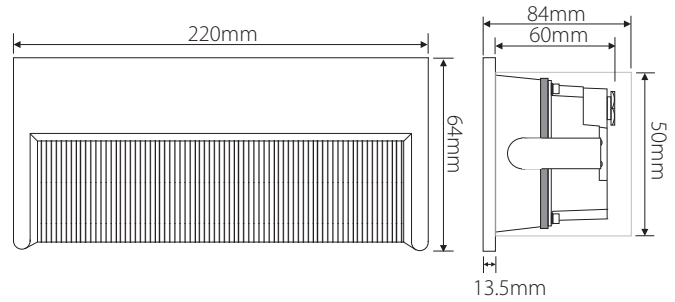


# EV-STEP-WIDE-W



Order Code: 19475

Product Code: EV-STEP-WIDE-W

Description: A recessed wall or step light for interior or exterior applications. Simple yet clean in design yet fully functional.

Data: Die cast aluminium body, special metalware treatment (Chromate), custom silver colour polyester powder coated finish, 1 x 4W Citizen LED lamp, white colour 5000K, 290lm output, CRI 85%, effect beam angle, built-in LED driver (BID). IP65 rating, double cable gland, timber/Gyprock install or polycarbonate housing for concrete, 240VAC input voltage.

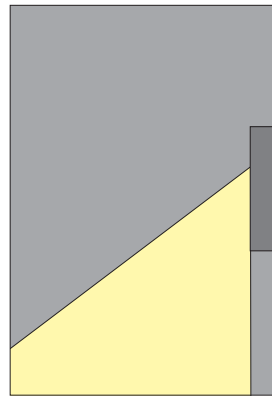
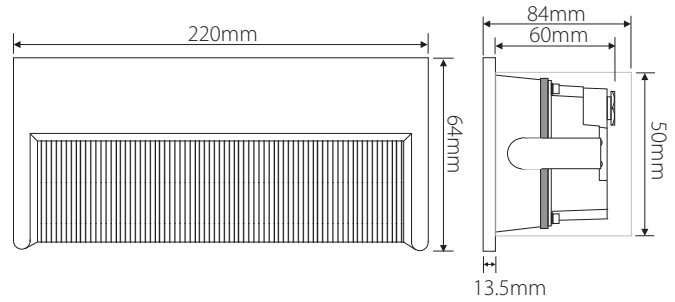
Fitting Size: (W) 220mm x (H) 64mm x (D) 84mm

**Domus Lighting**

29-31 Richland Street Kingsgrove NSW 2208

Phone: (02) 9554 9600 | Fax: (02) 9554 9433 | Email: sales@domuslighting.com

# EV-STEP-WIDE-WW



Order Code: 19474

Product Code: EV-STEP-WIDE-WW

Description: A recessed wall or step light for interior or exterior applications. Simple yet clean in design yet fully functional.

Data: Die cast aluminium body, special metalware treatment (Chromate), custom silver colour polyester powder coated finish, 1 x 4W Citizen LED lamp, warm white colour 3000K, 250lm output, CRI 85%, effect beam angle, built-in LED driver (BID). IP65 rating, double cable gland, timber/Gyprock install or polycarbonate housing for concrete, 240VAC input voltage.

Fitting Size: (W) 220mm x (H) 64mm x (D) 84mm