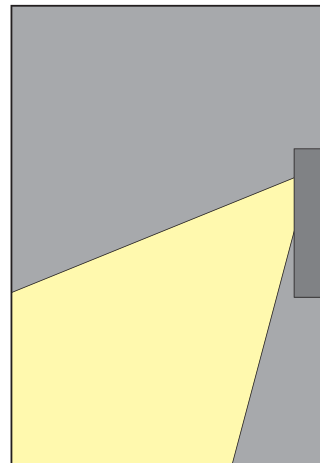

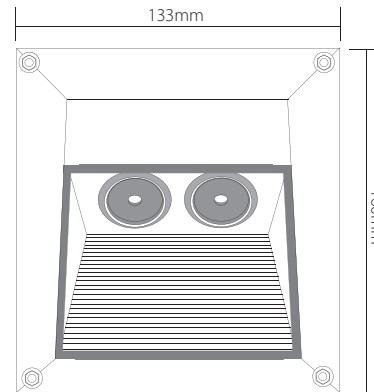


EV-IXIS-SM-S-W



Order Code: 19471

Product Code: EV-IXIS-SM-S-W

Description: A surface mounted square wall or step light for interior or exterior applications. Simple, yet elegant in design.

Data: Die cast aluminium body, special metalware treatment (Chromate), custom silver colour polyester powder coated finish, 2 x 1W Cree LED lamps, white colour 6000K, 220lm output, CRI 85%, 25° down beam angle, built-in LED driver (BID). IP54 rating, surface mounting plate, 240VAC input voltage.

Fitting Size: (W) 113mm x (L) 160mm x (D) 53mm

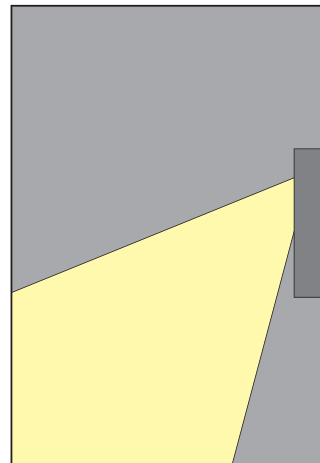

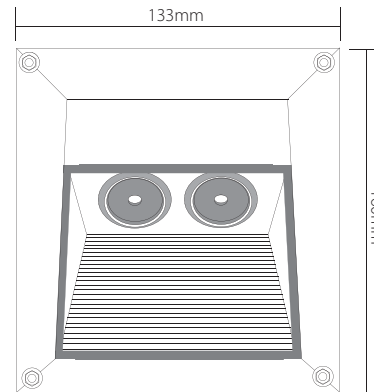
Additional: The above wall light is non dimmable.

Domus Lighting

29-31 Richland Street Kingsgrove NSW 2208

Phone: (02) 9554 9600 | Fax: (02) 9554 9433 | Email: sales@domuslighting.com

EV-IXIS-SM-S-WW



- Order Code:** 19470
- Product Code:** EV-IXIS-SM-S-WW
- Description:** A surface mounted square wall or step light for interior or exterior applications. Simple, yet elegant in design.
- Data:** Die cast aluminium body, special metalware treatment (Chromate), custom silver colour polyester powder coated finish, 2 x 1W Cree LED lamps, white colour 3000K, 160lm output, CRI 85%, 25° down beam angle, built-in LED driver (BID). IP54 rating, surface mounting plate, 240VAC input voltage.
- Fitting Size:** (W) 113mm x (L) 160mm x (D) 53mm
- Additional:** The above wall light is non dimmable.