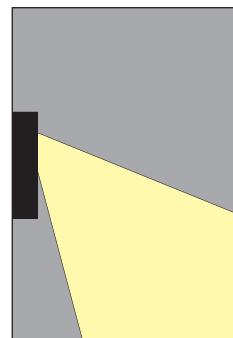
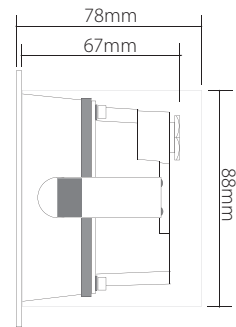
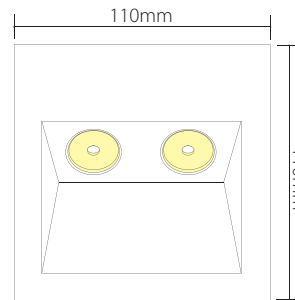


# EV-IXIS-REC-W



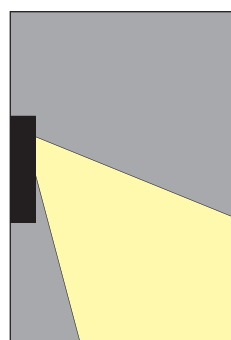
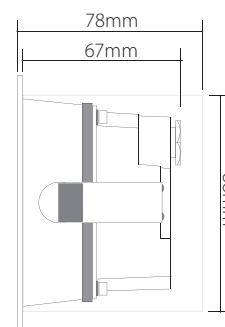
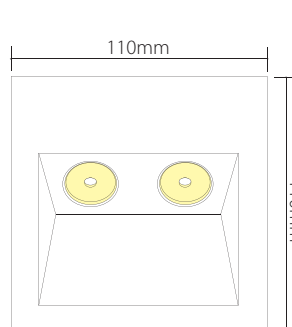
- Order Code:** 19467
- Product Code:** EV-IXIS-W
- Description:** A recessed wall or step light for interior or exterior applications. Simple yet clean in design yet fully functional.
- Data:** Die cast aluminium body, special metalware treatment (Chromate), custom silver colour polyester powder coated finish, 2 x 1W Cree LED lamps, white colour 6000K, 220lm output, CRI 85%, 25° down beam angle, built-in LED driver (BID). IP65 rating, timber/Gyprock install or polycarbonate housing for concrete, 240VAC input voltage.
- Fitting Size:** (W) 110mm x (L) 110mm x (D) 67mm
- Polycarbonate:** (W) 96mm x (L) 93mm x (D) 77mm housing
- Additional:** The above wall light is non dimmable.

## Domus Lighting

29-31 Richland Street Kingsgrove NSW 2208

Phone: (02) 9554 9600 | Fax: (02) 9554 9433 | Email: sales@domuslighting.com

## EV-IXIS-REC-WW



- Order Code:** 19466
- Product Code:** EV-IXIS-REC-WW
- Description:** A recessed wall or step light for interior or exterior applications. Simple yet clean in design yet fully functional.
- Data:** Die cast aluminium body, special metalware treatment (Chromate), custom silver colour polyester powder coated finish, 2 x 1W Cree LED lamps, white colour 3000K, 160lm output, CRI 85%, 25° down beam angle, built-in LED driver (BID). IP65 rating, timber/Gyprock install or polycarbonate housing for concrete, 240VAC input voltage.
- Fitting Size:** (W) 110mm x (L) 110mm x (D) 67mm
- Polycarbonate:** (W) 96mm x (L) 93mm x (D) 77mm housing
- Additional:** The above wall light is non dimmable.

### Domus Lighting

29-31 Richland Street Kingsgrove NSW 2208

Phone: (02) 9554 9600 | Fax: (02) 9554 9433 | Email: sales@domuslighting.com