

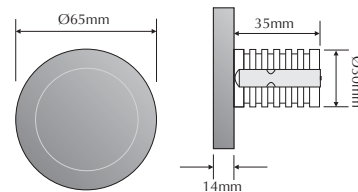
EV225-W



Order Code: **19966**

Product Code: **EV225-W**

Colour: **White** ■ 6400K



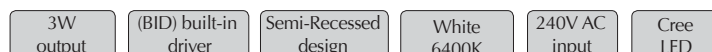
Description: A smart and contemporary semi-recessed wall light designed for low level floor/path lighting.

Data: Round fascia, sand blasted frosted acrylic, high power SMD LED, 3W total output, 120° beam angle, recessed aluminium heat sink with mounting clips, (BID) built-in driver, 24V DC 120mA Constant Voltage, 240V AC mains power input.

Fitting Size: Front face: (Ø) 65mm x (D) 14mm
Recessed heat sink: (Ø) 30mm x (D) 30mm

Cutout Size: (Ø) 35mm

Additional: The above wall light is non dimmable. To dim the wall light please refer to the dimmable Constant Voltage controllers in the controller section.



Domus Lighting

29-31 Richland Street Kingsgrove NSW 2208

Phone: (02) 9554 9600 | Fax: (02) 9554 9433 | Email: sales@domuslighting.com

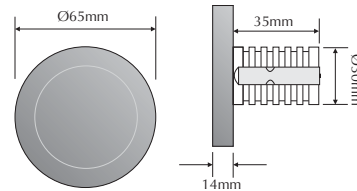
EV225-WW



Order Code: **19967**

Product Code: **EV225-WW**

Colour: **Warm White**  3500K



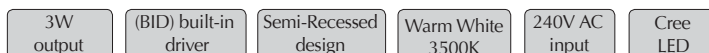
Description: A smart and contemporary semi-recessed wall light designed for low level floor/path lighting.

Data: Round fascia, sand blasted frosted acrylic, high power SMD LED, 3W total output, 120° beam angle, recessed aluminium heat sink with mounting clips, (BID) built-in driver, 24V DC 120mA Constant Voltage, 240V AC mains power input.

Fitting Size: Front face: (Ø) 65mm x (D) 14mm
Recessed heat sink: (Ø) 30mm x (D) 30mm

Cutout Size: (Ø) 35mm

Additional: The above wall light is non dimmable. To dim the wall light please refer to the dimmable Constant Voltage controllers in the controller section.



Domus Lighting

29-31 Richland Street Kingsgrove NSW 2208

Phone: (02) 9554 9600 | Fax: (02) 9554 9433 | Email: sales@domuslighting.com