

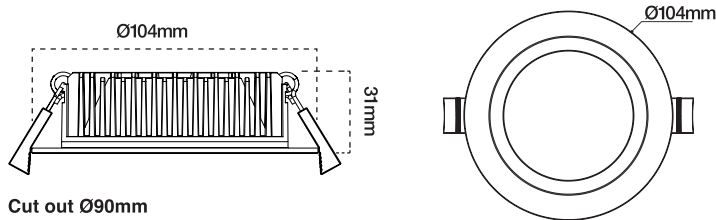
atomⁱ

INSTALLATION SHEET

LED DOWNLIGHT

AT4010/WH/WIZ/TR

10W LED Downlight - WiZ Connected Pro - Colours + Adjustable white - White - Flush lens.



Cut out Ø90mm

Product specification

Voltage	200-240V~ 50/60Hz
Power consumption	10W
Light colour options	RGB (64,000 whites + 16 million colours)
Lumen output	815lm*
Colour temperature	3000K - 5700K + RGB
Colour rendering index	80
Beam angle	90°
Dimmable	Via the App or voice control
Warranty	3 Years
Working temperature range	-20°C – 40°C
IP Rating (Front face only)	IP44
IC Rating	IC-4
Electrical classification	Class II
Connectivity	WiFi + Bluetooth
Max. daily usage	12 hours
Lifetime	>54,000 hours, reported

* Lumens expressed are measured at 4000K, cool white.

Product range

Atom Code	Colour options	Finish
AT4010/WH/WIZ/TR	RGB (64,000 whites + 16 million colours)	White

SAFETY INFORMATION

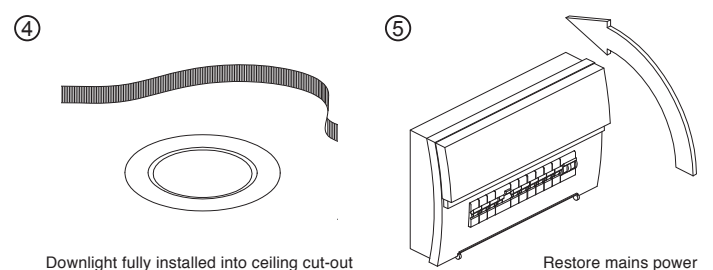
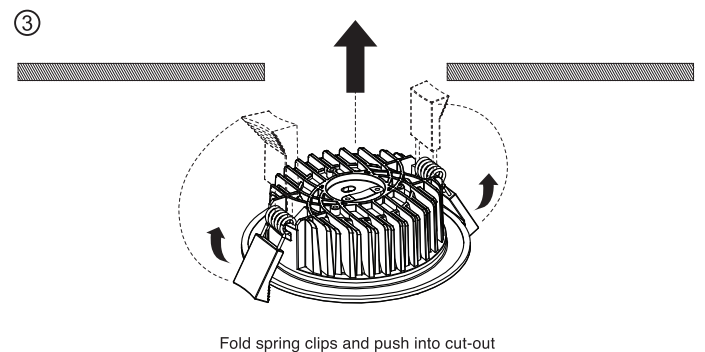
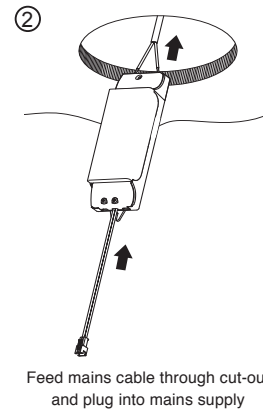
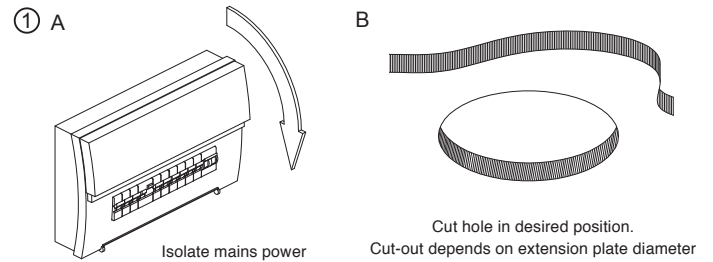
- Luminaires must be installed and fitted by a qualified electrician ensuring the installation complies to the current wiring regulations.
- The LED's in this downlight CANNOT BE REPLACED.
- Ensure all electrical connections are secure and that there are no loose strands.
- Do not install this product on damp or newly plastered ceilings.
- Always ensure there is adequate ventilation around the driver at all times.

This product may contain substances that can be hazardous to the environment if not disposed of properly. Electrical and electronic equipment should never be disposed of with general household waste but must be separated of its correct treatment and recovery. Where possible recycle your packaging. Please keep these instructions safe for future reference.

Installation

Read instructions and check you have all the tools and accessories to complete the installation correctly. This product is dimmable via downloading the free WiZ app, compatible smart home voice control (available from independent supplier) or bluetooth remote control (sold separately).

1. A. Isolate the mains power supply before commencing installation.
B. Cut Ø90mm hole in desired position.
2. Feed cable through cut-out and plug into mains supply.
3. Fold spring clips and push into cut-out.
4. Downlight located into ceiling cut-out.
5. Ensure correct lighting installation, switch power supply on.
6. Fitting is now ready for WiZ setup. (See over)



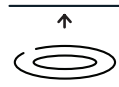
WiZ setup

Download the free WiZ app from Google Play or the App store, create your WiZ Home or join one

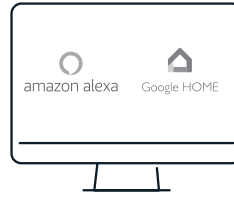


Or search for "WiZ lighting"

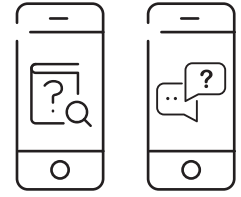
Install your WiZ connected light and follow the on-screen steps in the app to complete setup



THEN WiZ Smart home connection for Google Home or Amazon Alexa visit www.wizworld/en/support for setup/ integration



Any Questions or issues? Check out the FAQs in the app or on the website Or Use the in-app chat support



Risk of fire

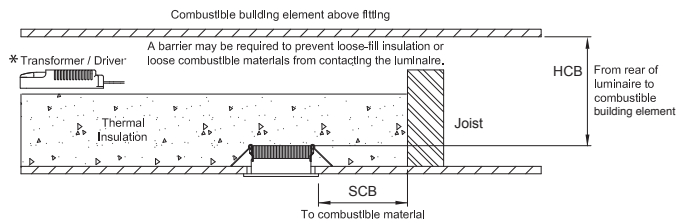
CAN BE COVERED AND ABUTTED

HCB = Minimum distance between the top of the recessed luminaire and any building element above it.

MIC = Minimum distance between the top of the recessed luminaire and the building insulation above it.

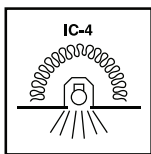
SCB = Minimum distance between the side of the recessed luminaire and any building element.

SCI = Minimum distance between the recessed luminaire and any building insulation.



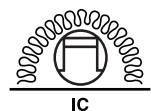
Risk of Fire - Required clearance from structural members and building elements.

HCB: 0mm	MIC: 0mm	SCB: 0mm	SCI: 0mm
-----------------	-----------------	-----------------	-----------------



CAN BE COVERED AND ABUTTED

Luminaire



IC

*Transformer/Driver

Can be abutted against normally, flammable materials including building insulation and can be covered in normal use.

Warranty

Atom products are distributed in Australia by Atom Pty Ltd (Atom). The Australian Consumer Law as well as other Australian laws guarantee certain conditions, warranties and undertakings, and give you other legal rights, in relation to the quality and fitness for purpose of Atom products sold in Australia.

In Australia, our goods come with guarantees that cannot be excluded under the Australian Consumer Law. You are entitled to a replacement or refund for a major failure and compensation for any other reasonably foreseeable loss or damage. You are also entitled to have the goods repaired or replaced if the goods fail to be of acceptable quality and the failure does not amount to a major failure. What constitutes a major failure is set out in the Australian Consumer Law.

Nothing in this Warranty purports to modify or exclude the conditions, warranties and undertakings, and other legal rights, under the Australian Competition and Consumer Act and other Australian laws. Atom products are warranted in Australia for a period specified on packaging from the date of delivery of the product, provided that the products are properly stored, installed, used and maintained in accordance with the instructions contained within their manual.

Products that have been altered in any way or used other than in accordance with their instructions are not covered by this Warranty.

This Warranty is not transferable and is valid only in the hands of the purchaser of the product. The warranty does not cover Atom products other than those purchased from Atom. Proof of purchase must be provided to Atom with any warranty claim. Atom recommends that the purchaser attaches their proof of purchase to their product manual.

If you wish to claim under this Warranty, you must, at your own expense, return the product or that part of the product which you believe is defective, and proof of original purchase, your name, address and telephone number and a certificate of installation or other document required by the law for the installation of electrical products in the place in which the product was installed, to Atom at the address above within the warranty period from the date of purchase.

Please note that the Warranty does not cover removal or re-installation of the product or that part of the product which you believe is defective.

Atom's total liability under this Warranty is limited to the cost of repair or replacement of the faulty product. Atom may satisfy its obligations under this Warranty in full by repair or replacement of a faulty product. This Warranty does not apply to consumable items such as lamps or batteries or other items that can be classified as consumable.

For the avoidance of any doubt, any and all warranties or conditions which are not guaranteed under the Australian Competition and Consumer Act or the Australian Competition and Consumer Regulations 2010 and which are not expressly included in this Warranty as additional warranties or conditions are excluded.

This Warranty does not cover loss or damage caused by wear and tear, misuse, incorrect installation or operation, failure to clean and maintain, incorrect voltage or non-authorized electrical connections, adverse external conditions (such as power surges and dips, acts of God, exposure to heat, corrosion, insect or vermin infestation), use of non-authorized or defective parts or globes, or to items that have been repaired other than by Atom or a repairer approved by Atom.

Atom Lighting Pty Ltd

Atom Lighting: 17 Telford Place, Arundel, QLD 4214

Ph. 1300 4EVOLT (438 658)

Fax. 07 5537 1055

For further information please visit our website atomlighting.com.au

or email us at sales@evolt.com.au

Due to changes in industry standards and Atom's policy of continual product development, product specifications are subject to change without notice.

Images are for illustrative purposes only

Atom Lighting is an Evolt Company.

For more information please visit our website evolt.com.au

a brand of | **evolt**