

LED SHOP LIGHTER



Devoted to energy saving



PRODUCT FEATURE

- Input voltage: 240V AC/50~60Hz
- Wattage: 38W
- SMD LED chips
- Life time: 50,000hrs
- Power factor: 0.87
- LED driver included with 1.5m flex & plug
- Not suitable for dimming
- IP rating: IP20 for indoor use
- Ambient temperature: -20 to 45°C
- **3 year replacement warranty**

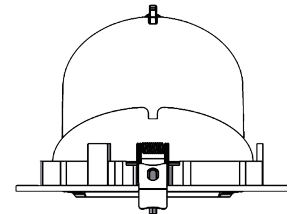
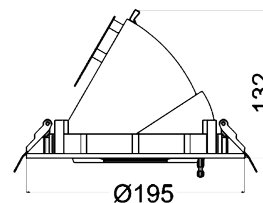
**FOR USE IN MUSEUMS, SUPERMARKETS, SHOPPING MALLS,
HOTELS & FRESH FOOD STORES**

TECHNICAL DATA

CODE	DESCRIPTION	KELVIN	LUMENS	BEAM	CRI	WATT
SHOP1	38W WH RND SNORKEL D/L 3000K	3000K	2520LM	60°	85	38
SHOP2A	38W WH RND SNORKEL D/L 5000K	5000K	3500LM	60°	82	38
SHOP3	38W WH RND SNORKEL D/L 6400K	6400K	3060LM	60°	85	38

DIMENSIONS

CODE	DEPTH	DIAM.	CUT OUT
SHOP1	132mm	Ø195mm	Ø165~185mm
SHOP2A	132mm	Ø195mm	Ø165~185mm
SHOP3	132mm	Ø195mm	Ø165~185mm

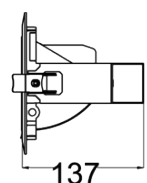
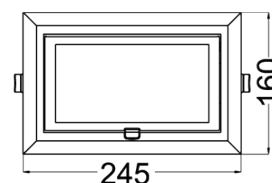


TECHNICAL DATA

CODE	DESCRIPTION	KELVIN	LUMENS	BEAM	CRI	WATT
SHOP5	38W WH REC SHOP LIGHTER 4000K	4000K	3306LM	120°	81	38
SHOP6	38W WH REC SHOP LIGHTER 3000K	3000K	3040LM	120°	85	38

DIMENSIONS

CODE	DEPTH	LENGTH	WIDTH	CUT OUT
SHOP5	137mm	245mm	160mm	230x133mm
SHOP6	137mm	245mm	160mm	230x133mm



UPDATED ON 29.11.2016