

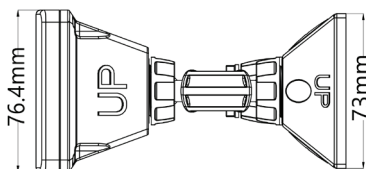
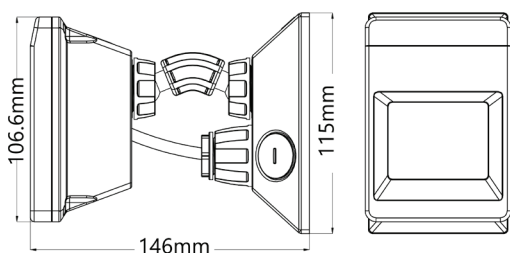
Adjustable Infrared Motion Sensor - SENS007

Product Features

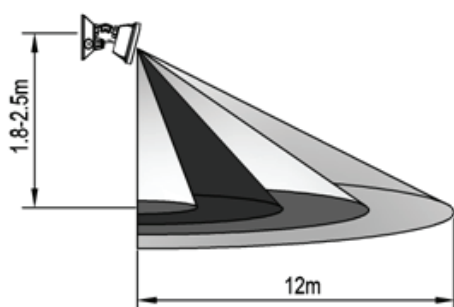
▼SENS007



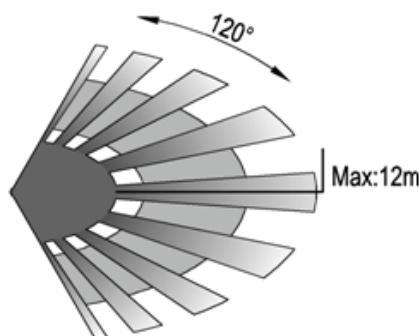
- Surface Mounted / 3 wire
- Input Voltage: 220-240V 50/60Hz
- Power consumption : approx. 0.5W
- Rated Load: 1200W Halogen / 300W CFL & LED
- IP66 Rated
- Warranty : 5 Year replacement
- TIME dial for adjusting Time delay: Min:10sec±3sec; Max:15min±2min
- SENS dial for adjusting Detection Distance: 120 Degrees Max 12m at 24°C
- Working Temp : -20 to 40°C
- Detection range will be shorter at cooler temperatures
- Detection moving speed : 0.6-1.5m/s
- Installation height : 1.8m to 2.5m
- LUX dial for adjusting Ambient Light Level : Min 3 Max 2000 Lux



Sensor Information



Height of installation: 1.8-2.5m



Detection Distance: Max.12m

Manual Override Function

1. To override sensor function, switch OFF-ON, OFF-ON at wall within 3 seconds.
2. To return to sensor function, turn OFF and back on ON after 3 seconds.

UPDATED ON 26.09.2017