



## SURFACE SPOT SMT9017TC - 10/15W

Unitrek, architectural surface mount profile with selectable CCT and dual power

### Application

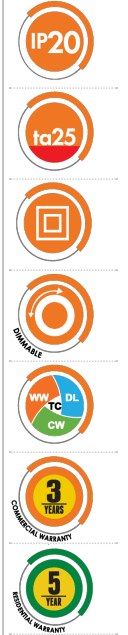
Retail or residential interior spaces

### Design Specifications



- Polyamide body profile, colour white or black
- High performance COB LED, CRI > 80, selectable CCT
- Multi-faceted reflector system, standard beam distribution 40 degree
- Polycarbonate optical lens
- Integral constant current trailing edge dimmable LED driver, with selectable power 10/15 watt

### Performance

- Dimmable - **YES**
- Dimmer Type - **Trailing edge**



### Technical Specification

Product	Model No.	Input Voltage (V/AC)	Multiple Wattage	Lumens (lm)	CCT (K)	Beam Angle (°)
	<b>SMT9017TC/BK</b>	240	10/15	1000/1150/1100	3000/4000/5700	40
	<b>SMT9017TC/WH</b>	240	10/15	1000/1150/1100	3000/4000/5700	40

Dimmable	CRI	Body Colour	Dim (mm)
YES	80	BLACK	70(W) x 195(H)
YES	80	WHITE	70(W) x 195(H)

note: Lumens (lm) are displayed at full power

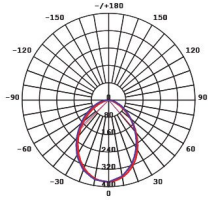
Due to continued product and technology enhancements, data sourced from sal.net.au shall not form part of any contract and or technical performance guarantee unless expressly confirmed in writing by SAL at the time of order. Products are sold in accordance with [SAL Terms and Conditions of sale](#) and all images shown are for illustration purposes only and may vary from the actual colour or finish. Unless specifically stated, all IP ratings nominated for Interior products are from "below the ceiling".



## Photometric Data

Unit: cd C0/C180 — C90/C270 —

SMT9017WW at 3000K



# THE SFI SYSTEM ELIMINATES LED FLICKERING.

**SIMPLY  
MATCH THE  
ECO GEM SFI  
DOWNLIGHT  
WITH THIS  
SDD400SFI  
DIMMER.**



**DIM with  
FLICKER  
CONTROL**

For related  
products  
please  
scan me

