



## STEIN SE7148 - 32W


IP65 LED architectural wall luminaire - up and down

### Application

A decorative residential exterior or interior solution

### Design Specifications

- Die-cast aluminium body and powder coated body profile
- Clear tempered glass cover
- High efficiency COB LED chips
- High performance multifaceted reflector system, standard beam distribution 25°, narrow beam distribution < 25° available
- Integral constant current non-dimmable LED driver



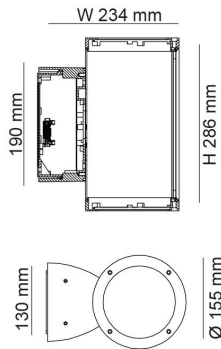
### Technical Specification

Model No.	Input Voltage (V/AC)	Power (W)	Lumens (lm)	CCT (K)	CRI	Beam Angle (°)
SE7148WW/BK	240	32	1600	3000	80	25
SE7148WW/CB	240	32	1600	3000	80	25
SE7148CW/BK	240	32	1600	4000	80	25
SE7148CW/CB	240	32	1600	4000	80	25
SE7148NB/WW/BK	240	32	800/500	3000	80	25
SE7148NB/WW/CB	240	32	800/500	3000	80	25
SE7148NB/CW/BK	240	32	800/500	4000	80	25
SE7148NB/CW/CB	240	32	800/500	4000	80	25

Model No.	Dim (mm)	Body Colour
SE7148WW/BK	234(W) x 286(H)	BLACK
SE7148WW/CB	234(W) x 286(H)	CHARCOAL BLACK
SE7148CW/BK	234(W) x 286(H)	BLACK
SE7148CW/CB	234(W) x 286(H)	CHARCOAL BLACK
SE7148NB/WW/BK	234(W) x 286(H)	BLACK
SE7148NB/WW/CB	234(W) x 286(H)	CHARCOAL BLACK
SE7148NB/CW/BK	234(W) x 286(H)	BLACK
SE7148NB/CW/CB	234(W) x 286(H)	CHARCOAL BLACK

Due to continued product and technology enhancements, data sourced from sal.net.au shall not form part of any contract and or technical performance guarantee unless expressly confirmed in writing by SAL at the time of order. Products are sold in accordance with [SAL Terms and Conditions of sale](#) and all images shown are for illustration purposes only and may vary from the actual colour or finish. Unless specifically stated, all IP ratings nominated for Interior products are from "below the ceiling".

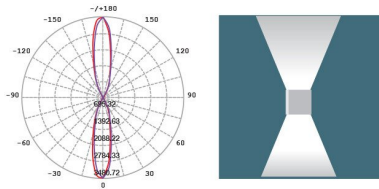
## Dimensions



## Photometric Data

Unit: cd C0/C180 — C90/C270 —

SE7148WW at 3000K





Why is the IP rating important? In brief, IP (Ingress Protection) ratings are defined in EN 60529 and simply defines the ability of an electrical product to seal and protect against the intrusion of foreign objects and water.

(I) As the first numeral stands for intrusion of a foreign object, where (P) as the second numeral stands for the penetration of moisture.

As a guide IP20 rated products would be seen in interior spaces with no requirement for protection against the elements, where an IP65 product would be found in an exterior application which required substantial protection against the elements.

*Need more information on IP ratings? Check out the SAL web FAQ's or speak to your local SAL team member.*

**For more  
information  
please  
scan me**

