



## SALRAY 3000 - SSIF3000

IP65 LED SOLAR floodlight - 3000 lumens

### Application

A sustainable floodlight solution for residential exterior spaces

### Design Specifications

- Robust black die-cast aluminium body, tempered glass diffuse and a versatile angled bracket for easy installation
- High efficiency LED optics, 3000 lumens, CRI 80, CCT 6500K, non-dimmable integral driver, beam distribution 120°
- Lithium battery technology, with overcharge, over-discharge, load short circuit protection
- PIR and dusk to dawn control
- Detection range 110°, max 4-6m, installation height max 2.5m, hold time 25 sec, daylight threshold 20-30 lux, charge time 9 hours
- Optional remote sensor control - The default factory sensor MODE 1 setting, is dusk to dawn with 100% PIR sensor control. If other MODE settings are required, the optional remote controller is required which is sold separately, refer installation instructions for settings.





### Performance

- Dimmable - **NO**
- In Built Sensor - **YES**
- Sensor Type - **PIR DUSK TO DAWN**



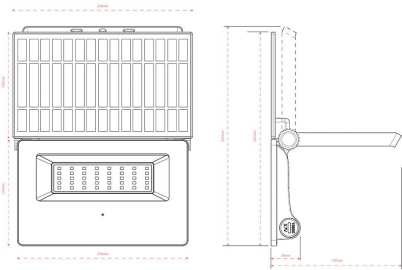
## Technical Specification


Product	Model No.	Power (W)	Lumens (lm)	CCT (K)	CRI	Beam Angle (°)
 	SSIF3000	17.5	3000	6500	80	120
	SSIF/RC					

Body Colour	Dim (mm)	Mass (kg)
BLACK	193(W) x 240(H) x 32(D)	0.7
WHITE	85(L) x 40(W) x 5(D)	

Due to continued product and technology enhancements, data sourced from sal.net.au shall not form part of any contract and or technical performance guarantee unless expressly confirmed in writing by SAL at the time of order. Products are sold in accordance with [SAL Terms and Conditions of sale](#) and all images shown are for illustration purposes only and may vary from the actual colour or finish. Unless specifically stated, all IP ratings nominated for Interior products are from "below the ceiling".

## Dimensions





Before selecting a floodlight look out for the marks of Compliance and Safety. Starting with the RCM mark, this signals that the product has been tested to all relevant Australian Safety standards to ensure the product delivers its designed safety performance.

In addition, look out for limits in aiming orientation to ensure the floodlight operates within its design limits and the product is suitable for such an application.

