



R SERIES DIMMABLE LR63/D - 7W

7 watt LED directional filament and dimmable reflector lamps

Application

Perfect for residential spaces

Design Specifications

- 120° beam distribution
- Mirror reflector, glass body profile
- High efficiency filament LED
- Integral dimmable LED driver
- CCT choice of 2700K / 6000K, CRI > 80
- 1:1 size to traditional R lamp, suits most R lamp fittings

Performance



- Dimmable - **YES**
- Dimmer Type - **Trailing Edge**



NEED A HAND
PACKING YOUR
PRODUCT DATA
SHEETS?
GIVE THE SAL
SHOPPING CART
A GO.



Technical Specification

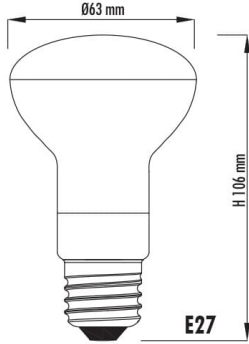
Product	Model No.	Input Voltage (V/AC)	Power (W)	Lumens (lm)	CCT (K)	CRI
	LR63WW/D	240	7	600	2700	80
	LR63DL/D	240	7	800	6000	80



Beam Angle (°)	Dimmable	Diameter (mm)	Height (mm)	Base Type
120	YES	63	106	E27
120	YES	63	106	E27

Due to continued product and technology enhancements, data sourced from sal.net.au shall not form part of any contract and or technical performance guarantee unless expressly confirmed in writing by SAL at the time of order. Products are sold in accordance with [SAL Terms and Conditions of sale](#) and all images shown are for illustration purposes only and may vary from the actual colour or finish. Unless specifically stated, all IP ratings nominated for Interior products are from "below the ceiling".

Dimensions



THE SFI SYSTEM ELIMINATES LED FLICKERING.

**SIMPLY
MATCH THE
UNIFIT SFI
DOWNLIGHT
WITH THIS
SDD400SFI
DIMMER.**



**DIM with
FLICKER
CONTROL**

For related
products
please
scan me

