



KEW SL9721/EM - 20/35W

MAINTAINED OR NON-MAINTAINED, LED emergency weatherproof batten, 20 or 35 watt models, IK08, IP65

Application

Multi-purpose, ceiling or suspension mount commercial or industrial applications

Design Specifications

- Vandal resistant design, robust polycarbonate body and UV stabilized polycarbonate diffuser and body, stainless steel clips, brackets and screws, IP65 / IK08
- Integral non-dimmable LED driver, 5000K as standard, optional 3000K to order
- Optional (non-dim) corridorSTANDBY function available for 35 watt EM
- Compliant to AS/NZS2293 Emergency Lighting & Exit Signs, guaranteed minimum 90 minutes emergency mode function with LiFePO4 battery technology
- Emergency spacing class -
(SL9721/20EM) D50@C0, D32@C90,
(SL9721/35EM) D63@C0, D32@C90.
- Accessories included - PVC cable glands and suspension brackets. Installation types - Surface mount (standard) or if Suspended (a suspension kit is required).





Performance

- Dimmable - **NO**



Technical Specification

Product	Model No.	Input Voltage (V/AC)	Power (W)	CCT (K)	Body Colour	Dim (mm)
	SL9721/20EM	240	20	5000	GREY	618(L) x 116(W) x 74(H)
	SL9721/35EM	240	35	5000	GREY	1218(L) x 116(W) x 74(H)

Important notes: (1) In the interest of transport and safety, emergency products are supplied with the battery disconnected. (2) In addition to specific emergency commissioning instructions, the battery **MUST** be connected at the time of installation. (3) Continual use in emergency mode greater than 240 hours without recharge, will result in battery failure and void battery warranty.

Due to continued product and technology enhancements, data sourced from sal.net.au shall not form part of any contract and or technical performance guarantee unless expressly confirmed in writing by SAL at the time of order. Products are sold in accordance with [SAL Terms and Conditions of sale](#) and all images shown are for illustration purposes only and may vary from the actual colour or finish. Unless specifically stated, all IP ratings nominated for Interior products are from "below the ceiling".

Dimensions

Surface/suspended mounting clips to maintain IP rating




Surface mounting bracket



Suspension bracket



Stainless steel clips can be fastened with extra locking screws for security



Variable wattage DIP switch

Accessories Included

- Allen key & screws
- PVC cable glands
- Suspension brackets

Installation type

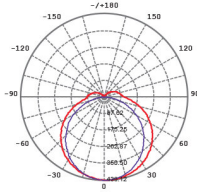
- Surface mounted
- Suspended
(Suspension kit is required)

Photometric Data

Photometric Data (at maintained power)

Unit: cd C0/C180 — C90/C270 —

SL9721/20W WW at 3000K



SL9721/35W DL at 5000K

