



## KEW SL9721 - 20/35W

IP65 LED weatherproof batten 20/35 watt selectable power

### Application

Multi-purpose commercial or industrial utility applications

### Design Specifications

- Rounded profile design, robust polycarbonate body and UV stabilized polycarbonate diffuser
- Stainless steel clips & screws, 20mm cable gland entry, IP65 and IK08 rated, sensor and emergency options
- Operating temperature -20 to +40 degree C
- Integral constant current non-dimmable LED driver
- Variable wattage DIP switch, 100%, 75% or 50% setting available and corridorSTANDBY options available
- Product selections compliant to AS/NZS2293
- Emergency Lighting & Exit Signs are located in the interior and exterior emergency sections of this web catalogue
- Accessories included - PVC cable glands and suspension brackets. Installation types - Surface mount (standard) or if Suspended (a suspension kit is required).



### Performance

Dimmable - **OPTIONAL**

Dimmer Type - **Trailing edge, 1-10V, DALI, DSI**

In Built Sensor - **OPTIONAL**

Sensor Type - **MICROWAVE**

### Technical Specification

Model No.	Description	Input Voltage (V/AC)	Power (W)	Lumens (lm)	CCT (K)	CRI
SL9721/20W WW	LED VANDALPROOF 20W IP65 3K	240	20	900/1800	3000	80
SL9721/20W DL	LED VANDALPROOF 20W IP65 5K	240	20	900/1800	5000	80
SL9721/20W/C	LED VANDALPROOF 20W IP65 5K CORR	240	20	900/1800	5000	80
SL9721/35W WW	LED VANDALPROOF 35W IP65 3K	240	35	1800/3600	3000	80
SL9721/35W DL	LED VANDALPROOF 35W IP65 5K	240	35	1800/3600	5000	80
SL9721/35W/C	LED VANDALPROOF 35W IP65 5K CORR	240	35	1800/3600	5000	80



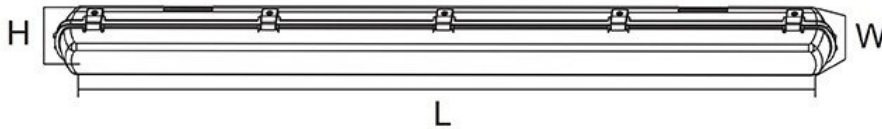
## Technical Specification

Model No.	Beam Angle (°)	Body Colour	Dim (mm)
SL9721/20W WW	100	GREY	618(L) x 116(W) x 74(H)
SL9721/20W DL	100	GREY	618(L) x 116(W) x 74(H)
SL9721/20W/C	100	GREY	618(L) x 116(W) x 74(H)
SL9721/35W WW	100	GREY	1215(L) x 116(W) x 74(H)
SL9721/35W DL	100	GREY	1215(L) x 116(W) x 74(H)
SL9721/35W/C	100	GREY	1215(L) x 116(W) x 74(H)

Due to continued product and technology enhancements, data sourced from sal.net.au shall not form part of any contract and or technical performance guarantee unless expressly confirmed in writing by SAL at the time of order. Products are sold in accordance with [SAL Terms and Conditions of sale](#) and all images shown are for illustration purposes only and may vary from the actual colour or finish. Unless specifically stated, all IP ratings nominated for Interior products are from "below the ceiling".

## Dimensions

SL9721



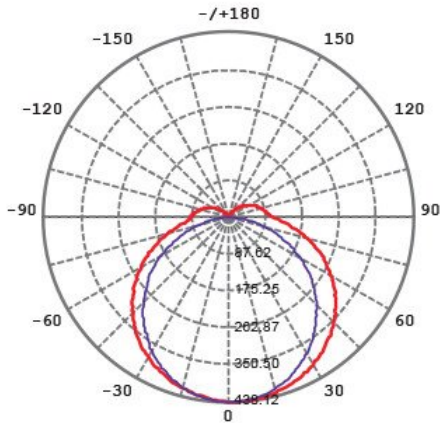


## Photometric Data

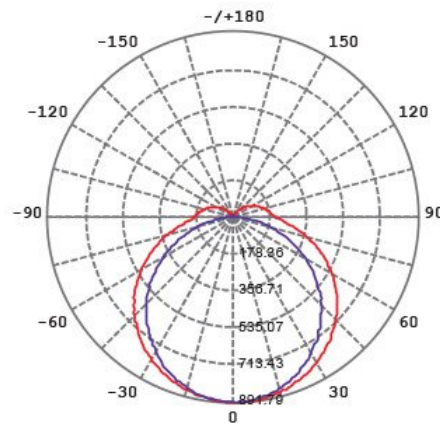
# Photometric Data (at maintained power)

Unit: cd C0/C180 \_\_\_\_\_ C90/C270 \_\_\_\_\_


**SL9721/20W WW at 3000K**



**SL9721/35W DL at 5000K**



## Product Images



- Surface/suspended mounting clips to maintain IP rating**
- Surface mounting bracket
  - Suspension bracket
- Accessories Included**
- Allen key & screws
  - PVC cable glands
  - Suspension brackets
- Installation type**
- Surface mounted
  - Suspended (Suspension kit required)
- Stainless steel clips can be fastened with extra locking screws for security.
- Variable voltage DIM switch