



## HALO SPL3000 - 18/35W

Dimmable architectural LED pendant luminaire

### Application

A creative design for residential or commercial spaces

### Design Specifications

- Slim disc like appearance, standard trim colour black, optional silver
- Durable polycarbonate body profile with opal acrylic diffuser
- High efficiency SMD LED chips, 18 or 35 watt models
- Integral constant current trailing edge dimmable LED driver
- Suspension kits provided (standard length 1.5 m and adjustable)
- CCT 4000K standard, optional 3000K for 40 watt model



### Performance

Dimmable - **YES**

Dimmer Type - **Trailing edge**

### Technical Specification

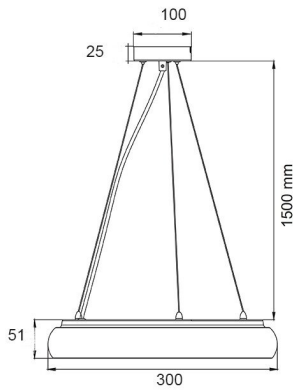
Model No.	Input Voltage (V/AC)	Power (W)	Lumens (lm)	CCT (K)	CRI	Dim (mm)
SPL3000/30CW	240	18	1450	4000	80	300(W) x 51(H)
SPL3000/40CW	240	35	3300	4000	80	400(W) x 68(H)
SPL3000/40WW	240	35	3300	3000	80	400(W) x 68(H)

Model No.	Diameter (mm)	Body Colour
SPL3000/30CW	300	BLACK
SPL3000/40CW	400	BLACK
SPL3000/40WW	400	BLACK

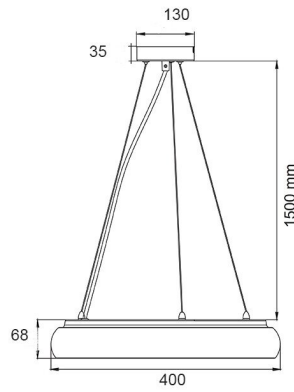
Due to continued product and technology enhancements, data sourced from sal.net.au shall not form part of any contract and or technical performance guarantee unless expressly confirmed in writing by SAL at the time of order. Products are sold in accordance with [SAL Terms and Conditions of sale](#) and all images shown are for illustration purposes only and may vary from the actual colour or finish. Unless specifically stated, all IP ratings nominated for Interior products are from "below the ceiling".

## Dimensions

SPL3000/30



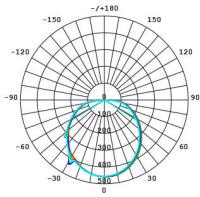
SPL3000/40



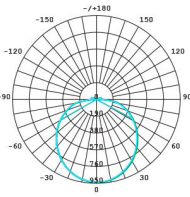
## Photometric Data

Unit: cd C0/C180 — C30/C210 —  
cd C60/C240 — C90/C270 —

SPL3000/30CW at 4000K



SPL3000/40CW at 4000K





# PIXIE AMBIENCE, CHANGE YOUR COLOUR TO MATCH YOUR STYLE.

The innovative PIXIE AMBIENCE SWITCH PLATES have been designed with the end user and installer in mind, allowing you to change the colour face plate as fashion demands.

For more  
information  
please  
scan me

