



## DRIVE SHP306 - 30/90W


30 - 90 watt, IP66 LED street luminaire, IK08 rated

### Application

A decorative, streamline exterior commercial solution

### Design Specifications

- Stylish die-cast aluminium body, durable powder coated Black finish as standard, Silver optional to order
- Standard 3G. ANSI C.136.31-2010 Ø 60 pole mounting bracket, 800mm of 3 core rubber flex
- Integral constant current non-dimmable LED driver, 3-in-1 dimming LED driver (1-10V DC, PWM signal & resistance) optional
- Asymmetrical light distribution (TYPE II) fitted, 0% upward light ratio, clear tempered glass diffuser, CCT 5000K as standard, 4000K optional to order
- Lens option - SHP306A45/P (standard), SHP306A75/P (option), optional PE cell configurations available



### Performance

Dimmable - **OPTIONAL**  
 Dimmer Type - **1-10V DC**  
 In Built Sensor - **OPTIONAL**

### Technical Specification

Model No.	Description	Input Voltage (V/AC)	Power (W)	Lumens (lm)	CCT (K)	CRI
SHP306/30NDL/BK	LED STREET LGT MINI 30W 5K BK	240	30	3600	5000	70
SHP306/50NDL/BK	LED STREET LGT MINI 50W 5K BK	240	50	6000	5000	70
SHP306/70NDL/BK	LED STREET LGT MINI 70W 5K BK	240	70	8400	5000	70
SHP306/90NDL/BK	LED STREET LGT MINI 90W 5K BK	240	90	10800	5000	70

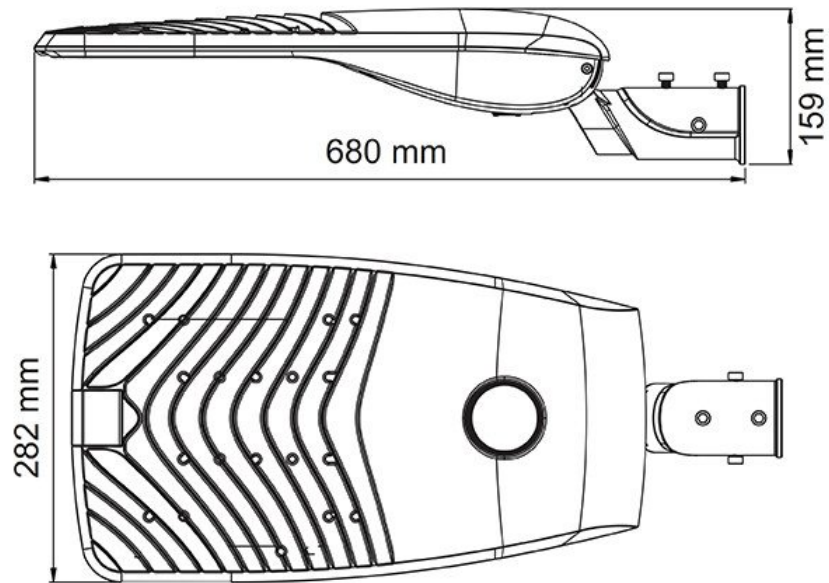
### Technical Specification

Model No.	Mass (kg)	Dim (mm)	Body Colour
SHP306/30NDL/BK	6.8	680(L) x 282(W) x 159(H)	BLACK
SHP306/50NDL/BK	6.8	680(L) x 282(W) x 159(H)	BLACK
SHP306/70NDL/BK	6.8	680(L) x 282(W) x 159(H)	BLACK
SHP306/90NDL/BK	6.8	680(L) x 282(W) x 159(H)	BLACK

Due to continued product and technology enhancements, data sourced from sal.net.au shall not form part of any contract and or technical performance guarantee unless expressly confirmed in writing by SAL at the time of order. Products are sold in accordance with [SAL Terms and Conditions of sale](#) and all images shown are for illustration purposes only and may vary from the actual colour or finish. Unless specifically stated, all IP ratings nominated for Interior products are from "below the ceiling".

## Dimensions

SHP306

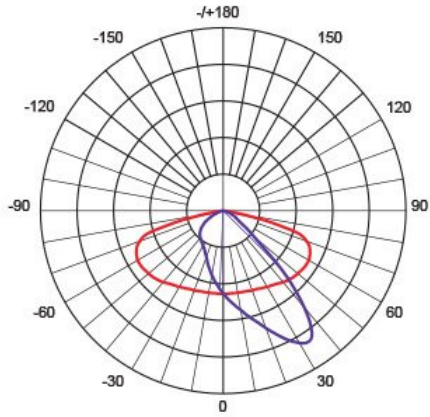




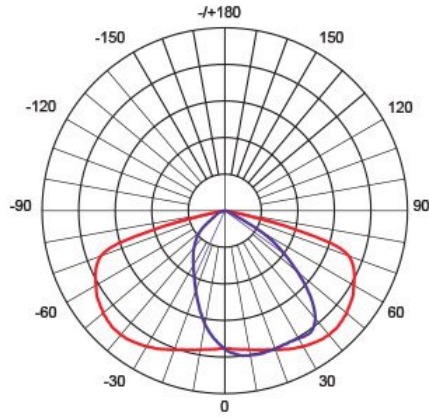
## Photometric Data

Unit: cd C0/C180 \_\_\_\_\_ C90/C270 \_\_\_\_\_

**SHP306/50NDL at 5000K  
with SHP306A45/P**



**SHP306/70NDL at 5000K  
with SHP306A75/P**



## Product Images



SPIGOT OPTIONS (BLACK SHOWN)

Ø 34mm



Ø 42mm



Ø 76mm



BRACKET OPTIONS (BLACK SHOWN) Ø 60mm spigot

Wall bracket



Corner bracket



L-bracket



T-Bracket

