

CELL-9

LED Module and Driver Set



Description

The CELL series are a plug and play LED lamp module and LED driver set. They are the perfect solution for residential homes to commercial projects such as hotels, clubs, pubs and bars. Designed not only as a replacement for traditional halogen lamps in most applications, but also as a replaceable LED lamp and driver set for a range of click in frames, as a complete downlight solution. For retrofit, it's as easy as removing the standard MR16 halogen lamp and transformer and replacing it with the CELL lamp and LED driver. It suits most MR16 downlight frames, depending on height.

As a complete lamp and frame solution, simply choose from a range of click in frames on offer to suit the style and décor. Featuring a reflector style lens with a choice of 15°, 24°, 36° or 60° beam angle effects to suit ceiling heights or lighting effects. Available in 9W & 13W options depending on the light intensity required. With the choice of Extra Warm White (2700K), Warm White (3000K), Neutral White (4000K), White (5000K) and Extra White (5700K) colour temperature options to suit the desired light appearance. Complete with dimmable LED driver and flex and plug. Backed by our Three Year Replacement Warranty.

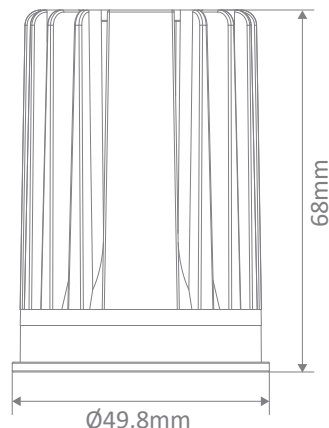
Specification Features

Input Voltage:	200-240V 50-60HZ
Power (W):	9
IP rating (IP):	IP44*
LED type:	COB
CCT:	2700K - 3000K - 4000K 5000K - 5700K (Switchable)
CRI:	≥80
Beam angle (°):	15°/24°/36°/60°
Dimmable:	Yes
Lifespan (hrs):	50,000hrs

* IP44 rating is from the underside of the down light once installed into the ceiling.



Diagrams / Additional



Item No.	Variant	CCT - Lumen Output				
		60°				
		2700K	3000K	4000K	5000K	5700K
CELL-9-5CCT DALI	26980	649lm	660lm	717lm	755lm	772lm
	21637					

Item No.	Variant	CCT - Lumen Output				
		36°				
		2700K	3000K	4000K	5000K	5700K
CELL-9-5CCT DALI	26981	640lm	651lm	738lm	749lm	766lm
	21638					

Item No.	Variant	CCT - Lumen Output				
		24°				
		2700K	3000K	4000K	5000K	5700K
CELL-9-5CCT DALI	26982	681lm	688lm	748lm	788lm	807lm
	21639					

Item No.	Variant	CCT - Lumen Output				
		15°				
		2700K	3000K	4000K	5000K	5700K
CELL-9-5CCT DALI	26983	656lm	662lm	717lm	757lm	772lm
	21640					

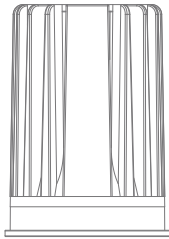
CELL 9 Series Multi Frame Solution



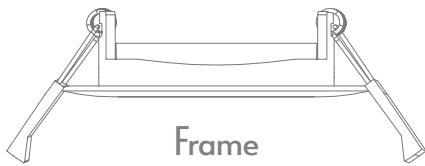
Combine the power of one module with multiple frames

Assembly

Module



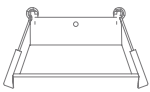
Press down firmly until module clicks into frame.



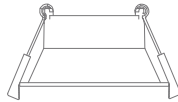
Frame

Available Frames

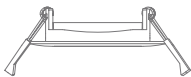
CELL-D75



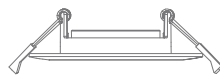
CELL-D90 & DT90



CELL-T75



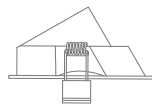
CELL-T90



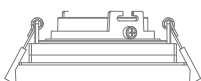
CELL-K75 & P75



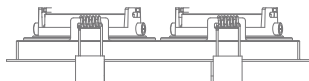
CELL-W90



CELL-S1



CELL-S2



CELL-D75-9W



CELL-D90/DT90-9W



CELL-T75-9W



CELL-T90-9W



CELL-K75-9W



CELL-P75-9W



CELL-W90-9W



CELL-S1-9W



CELL-S2-9W



CELL 9 Series Multi Frame Solution



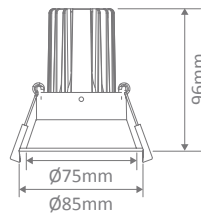
Combine the power of one module with multiple frames

CELL-9-5CCT

Variant	Beam Angle (°)	CCT (Switchable)
26980	60°	27K, 3K, 4K, 5K, 57K
26981	36°	
26982	24°	
26983	15°	

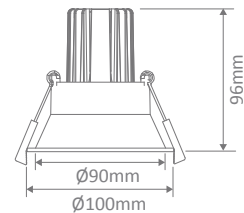
Assembled

DEEPCELL-75-9W



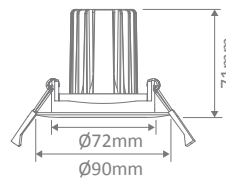
Cutout: Ø75-77mm

DEEPCELL-90-9W



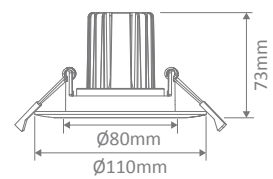
Cutout: Ø90-92mm

TILTCELL-75-9W



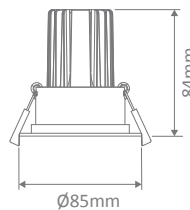
Cutout: Ø72-75mm

TILTCELL-90-9W



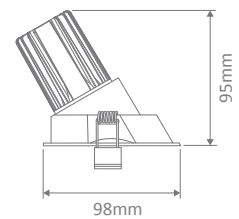
Cutout: Ø80-85mm

KEYCELL-75-9W
PINCELL-75-9W



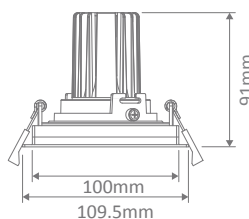
Cutout: Ø70-75mm

WALLCELL-90-9W



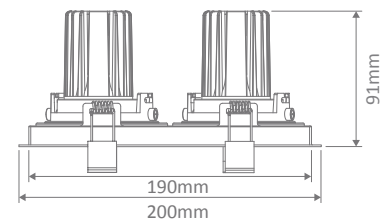
Cutout: Ø88-90mm

SLOTCELL-1-9W



Cutout: L100mm x W100mm

SLOTCELL-2-9W



Cutout: L190mm x W100mm

Frames

Item No.	Variant	Frame Colour
CELL-D75	27048	White
	27049	Black
CELL-D90	27050	White
	27051	Black
CELL-DT90	27078	White
	27079	Black
CELL-T75	27052	White
	27053	Black
CELL-T90	27054	White
	27055	Black
CELL-K75	27064	White
	27065	Black
CELL-P75	27062	White
	27063	Black
CELL-W90	27056	White
	27057	Black
CELL-S1	27058	White
	27059	Black
CELL-S2	27060	White
	27061	Black