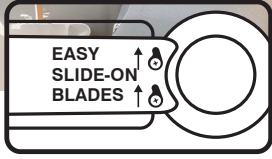




BRILLIANT SOLANA DC CEILING FAN



- 30W** DC MOTOR
- Light** ADAPTABLE
- ABS** BLADES BODY & CANOPY
- 52** INCH 1320mm
- 48** INCH 1220mm
- 6YR** WARRANTY



6 SPEED REMOTE CONTROL (INCLUDED)

WALL CONTROLLER (SOLD SEPARATELY)

- Available in 48" (1220mm) or 52" (1320mm) blade sweep
- Powerful & Quiet 30W DC motor
- 6 Speed remote controller included
- Summer / Winter function
- Windbreeze function on remote
- Hangsure bracket up to 10 degrees
- 3 x ABS blades
- Prewired for lightkit (Light not included)
- ECO green box (no polyfoam)
- 85% pre-assembled out of box for fast installation
- Easy slide-on blade helps reduce installation time - just slide blade onto fan body and tighten screws.



MATT WHITE



MATT BLACK

- 9,300** m³/hr AIRFLOW 48 INCH
- 10,600** m³/hr AIRFLOW 52 INCH



WHITE LED LIGHTKIT



WHITE CLIPPER LIGHTKIT



BLACK LED LIGHTKIT



BLACK CLIPPER LIGHTKIT

APPLICATIONS

- Bedrooms, lounge and family rooms
- Indoors or enclosed alfresco areas not exposed to the weather





BRILLIANT SOLANA DC CEILING FAN

TECHNICAL SPECIFICATIONS

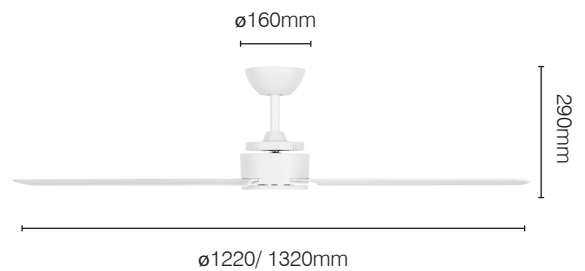
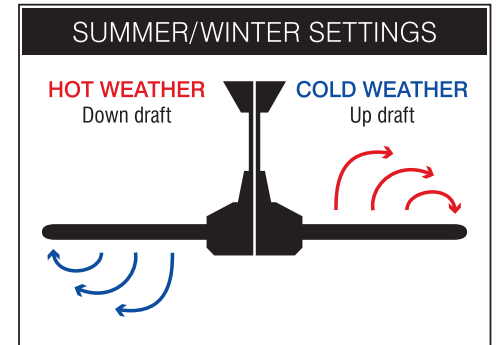
Size	48 inch (1220mm) 52 inch (1320mm)
Motor Type	DC (Direct Current)
Operating Voltage	240V AC
Motor Wattage	30W
Construction	ABS body and canopy
Blade Material	Moulded ABS (x3)
Ceiling install	Hangsure
Blade Pitch	17 degree (effective)
Ceiling Rake	10 degree max
Control	6 Speed remote controller included
Light:	Adaptable
Other models available	22759/05: SOLANA 48" AC MATT WHITE 22759/06: SOLANA 48" AC MATT BLACK 22761/05: SOLANA 52" AC MATT WHITE 22761/06: SOLANA 52" AC MATT BLACK
Warranty	3 year in-home plus 3 year replacement (6-Year) <i>*Limited warranty for wall controller, remote controller and light. Refer to warranty card inside the box for more details.</i>
Standards:	AS/NZS 60335-1 AS/NZS 60335-2-80 AS/NZS 60598-1 AS/NZS 60598-2-1
Air Movement:	48" DC – 9,300m ³ /hr 52" DC – 10,600m ³ /hr





ACCESSORIES (sold separately)

Extension Rod with loom kits, 900mm x Ø26mm:	18627/05 - white 18627/06 - black
Extension Rod with loom kits, 1800mm x Ø26mm:	18769/05 - white 18769/06 - black
6 Speed Wall control (hardwired):	DC WALLCONTROL
Light Kits: Clipper style ES (globe not included) 18W LED CCT dimmable	22769/05 white 22769/06 black 22767/05 white 22767/06 black

INSTALLATION

Must be installed by a licensed electrician



	CODE	MODEL	COLOUR	BOX SIZE	GROSS WEIGHT	BOX QTY	BARCODE/TUN
RETAIL BOX	22763/05	SOLANA 48" DC MATT WHITE	Matt White	640x270x238mm	6.0 kg	1 pc	 9 312641 227632 >
RETAIL BOX	22763/06	SOLANA 48" DC MATT BLACK	Matt Black	640x270x238mm	6.0 kg	1 pc	 9 312641 227649 >
RETAIL BOX	22765/05	SOLANA 52" DC MATT WHITE	Matt White	640x270x238mm	6.0 kg	1 pc	 9 312641 227656 >
RETAIL BOX	22765/06	SOLANA 52" DC MATT BLACK	Matt Black	640x270x238mm	6.0 kg	1 pc	 9 312641 227663 >