

## AT9034 TRI

12W LED Downlight supplied with dimmable driver -

Tri-colour

- Standard or large trim models
- Low profile design for installation into ceilings with low clearances
- Semi-flush metal fascia
- Supplied with dimmable LED driver
- Tri-CCT selectable



### ORDERING INFORMATION

<b>Order code</b>	12421
<b>Description</b>	12W LED Downlight w/Dimm Driver - 110Deg beam - White - TRI-CCT
<b>Driver Type</b>	Dimmable ( Phase cut)
<b>Item Code</b>	AT9034/WH/TRI

### EFFICIENCIES

**Total System Efficiency** 74 lm/W

The performance of each component of a luminaire is demonstrated through its efficiencies, which together determine the total system efficiency of the product. The output of the LED chip is first multiplied by the optical and thermal efficiencies to calculate the Luminaire efficiency. However, this calculation does not consider the driver efficiency. To determine the overall efficiency of the system, the Luminaire efficiency must be multiplied by the driver efficiency, which accounts for all losses in the system.

### MECHANICAL

<b>Adjustability</b>	Fixed
<b>Body Material</b>	Aluminium
<b>Product Finish</b>	Powdercoated
<b>Fitting Colour</b>	White
<b>IC Rating</b>	IC-4
IC-4 rating has been conducted at the products maximum working Temperature Range (C) in line with Australian standards. This provides the required safety when covered with insulation and used in Australian Environments.	
<b>Installation Type</b>	Recessed
<b>IP Rating</b>	IP44 Front Face Only

### ELECTRICAL

<b>Electrical Rating</b>	Class II
<b>Input Frequency</b>	50 Hz
<b>Input voltage</b>	230Vac
In Australia the Input voltage is defined as 230Vac -6%/+10%. This effectively means that the voltage range of these products are 216Vac - 253Vac or 240V +6%	
<b>Maximum Wattage</b>	12 W
<b>Switch Type</b>	Inline
<b>Working Temp Range</b>	-20 to 40 °C

### LAMP

<b>CCT Configuration</b>	Single
<b>CRI</b>	>80
<b>Lamp/LED Current</b>	280 mA
<b>Lamp/LED voltage</b>	36 V

### LED LIFETIME

<b>LED Lifetime</b>	>54,000 hrs
This is the Reported LED Lifetime in Hours based on TM-21. Atom does not list the projected or calculated LED lifetime, which is normally longer as TM-21 Addendum B explicitly states "The Calculated and Projected Lp(Dk) are not to be reported". This Lifetime refers to the life of a single LED however the system life is longer since the probability and binomial distribution of all LEDs in the system means that the average led is performing above the specification and compensates for the LEDs falling below.	
<b>TM-21 Test Hours</b>	9000 hrs

## COLOUR TEMPERATURE

Warm White (3000 K)	820 lm
Cool White (4000 K)	960 lm
DayLight (5700 K)	890 lm

## DRIVER

<b>Dimmable</b>	Yes
<b>Driver Included</b>	Yes
<b>Integrated Driver</b>	No
<b>Driver Type</b>	Dimmable ( Phase cut)
<b>Wiring Type</b>	Re-wireable Flex & Plug (2 pin)

## WARRANTY

<b>Domestic Use Warranty</b>	3 (Yr) RTB
<b>VIP Warranty</b>	2 Onsite, 3 RTB (Total 5 Years)

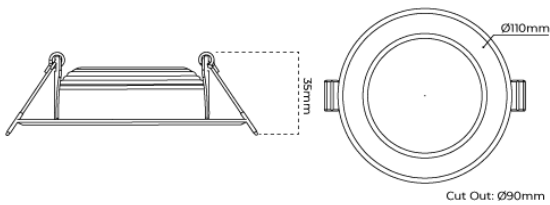
VIP warranty is available to registered users and is subjected to additional terms and conditions.

## DIMENSIONS

<b>Cutout</b>	90 mm
<b>Product Diameter</b>	110 mm
<b>Product Height</b>	38 mm

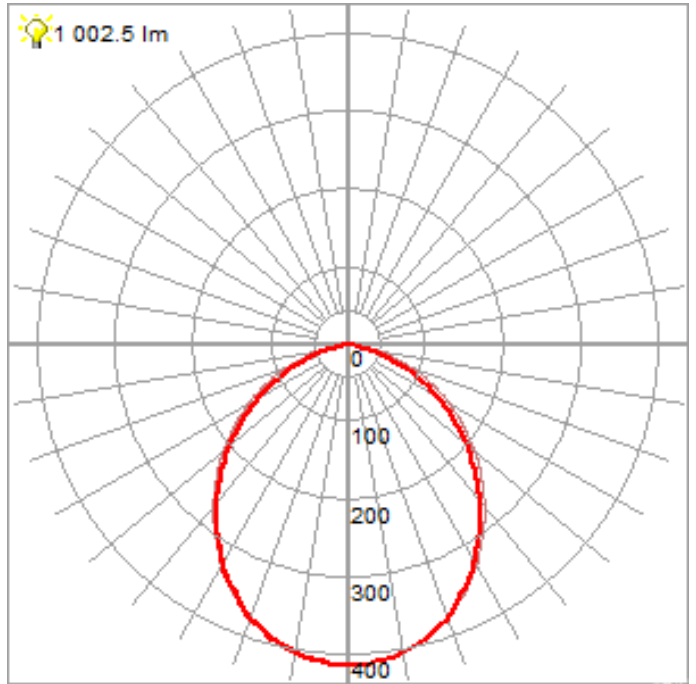
## LINE DRAWINGS

### AT9034/TRI

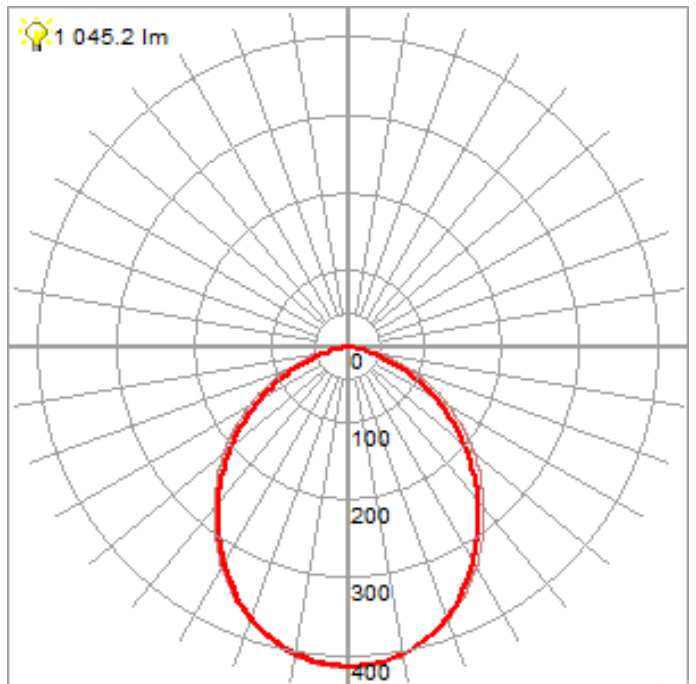


## PHOTOMETRICS

### AT9034/TRI/5700K



### AT9034/TRI/4000K



AT9034/TRI/3000K

