

AT9027 TRI

10W LED Low Profile LED Flush Downlight with

dimmmable driver - Tri-CCT

- Energy efficient LED
- Low profile design for installation into ceilings with low clearances
- Flush fascia
- Phase-cut dimmable
- Tri-CCT selectable



ORDERING INFORMATION

Order code	11869
Description	10W Flush Lens low profile LED downlight with dimmable driver - Tri-CCT - White
Driver Type	Dimmable (Phase cut)
Item Code	AT9027/WH/TRI

MECHANICAL

Adjustability	Fixed
Body Material	Aluminium
Diffuser Material	PMMA
Product Finish	Powdercoated
Fitting Colour	White
IC Rating	IC-4
IC-4 rating has been conducted at the products maximum working Temperature Range (C) in line with Australian standards. This provides the required safety when covered with insulation and used in Australian Environments.	
Installation Type	Recessed
IP Rating	IP54 Front Face Only

ELECTRICAL

Electrical Rating	Class II
Input Frequency	50 Hz
Input voltage	230Vac
In Australia the Input voltage is defined as 230Vac -6%/+10%. This effectively means that the voltage range of these products are 216Vac - 253Vac or 240V +6%	
Maximum Wattage	10 W

Switch Type	Inline
System Max Wattage	10 W
Working Temp Range	-20 to 40 °C

LAMP

Macadam Steps (SDCM)	5-step MacAdam Ellipse
Beam Angle	90 °
CCT Configuration	TRI-CCT
Colour Rendering Index (CRI)	>80
Lamp/LED Current	230 mA
Lamp/LED voltage	36 V

LED LIFETIME

LED Lifetime	>54,000 hrs
This is the Reported LED Lifetime in Hours based on TM-21. Atom does not list the projected or calculated LED lifetime, which is normally longer as TM-21 Addendum B explicitly states "The Calculated and Projected Lp(Dk) are not to be reported". This Lifetime refers to the life of a single LED however the system life is longer since the probability and binomial distribution of all LEDs in the system means that the average led is performing above the specification and compensates for the LEDs falling below.	
TM-21 Test Hours	9000 hrs

COLOUR TEMPERATURE

Warm White (3000K K)	1050 lm
Cool White (4000K K)	1150 lm
DayLight (5700K K)	1100 lm

DRIVER

Dimmable	Yes
Driver Included	Yes
Integrated Driver	No
Driver Mode	Constant Current
Driver Type	Dimmable (Phase cut)
Flex & Plug or Lead Length	600 mm
Wiring Type	Re-wireable Flex & Plug (2 pin)

COMPLIANCE

Standards	AS/NZS 60598.1 AS/NZS 60598.2.2 AS/NZS 61347.1 AS/NZS 61347.2.13 AS CISPR 15
------------------	------------------------------------------------------------------------------------------

WARRANTY

Domestic Use Warranty	3 (Yr) RTB
VIP Warranty	2 Onsite, 3 RTB (Total 5 Years)

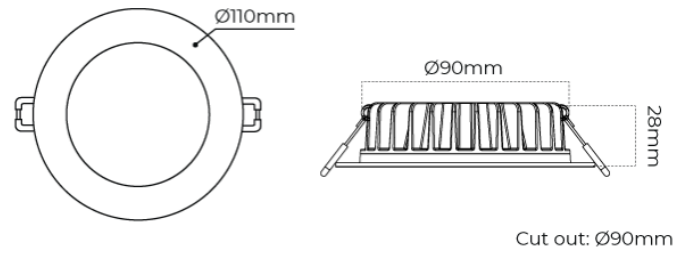
VIP warranty is available to registered users and is subjected to additional terms and conditions.

DIMENSIONS

Cutout	90-95 mm
Product Diameter	110 mm
Product Height	27 mm

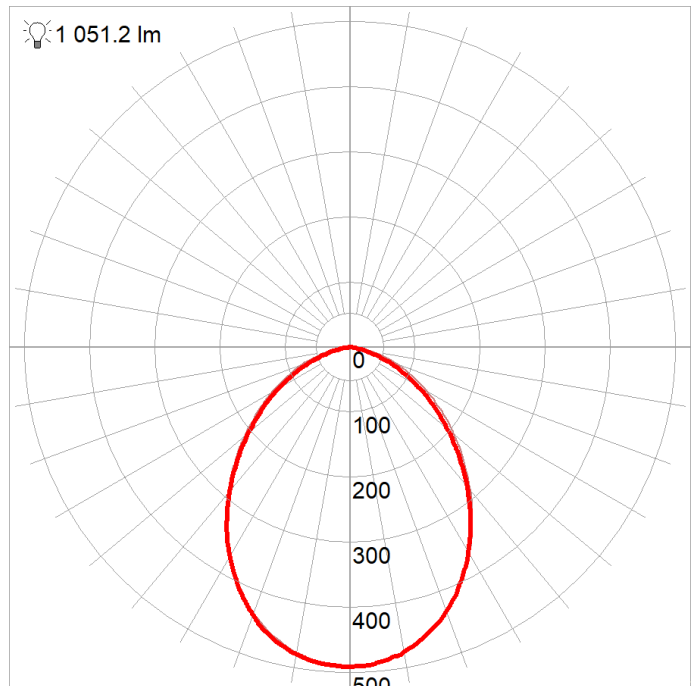
LINE DRAWINGS

AT9027/WH/TRI

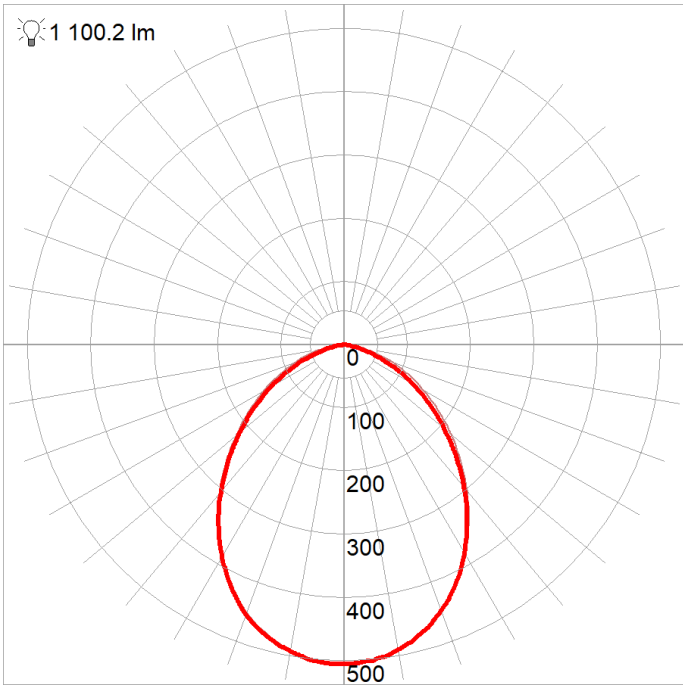


PHOTOMETRICS

AT9027/WH/TRI/3000K



AT9027/WH/TRI/5700K



AT9027/WH/TRI/4000K

