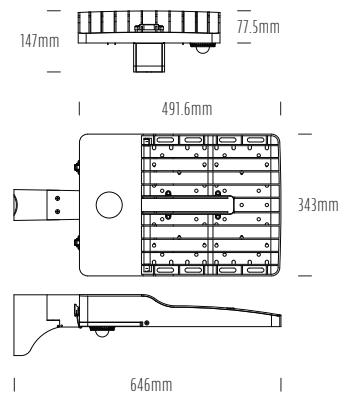


200W Floodlight



Model	AQL-933-F200
Input Voltage	200-277VAC , 50/60Hz
Input Current	0.909A/220VAC
Power	200W
Power Factor	>0.95
Power efficiency	>90%
Lumens	28000lm
Lumen Efficiency	140lm/W
CRI	Ra>70
CCT	3000K / 4000K / 5000K / 5700K / 6500K
Beam Angles	T3 / T4 / T5
Life Span	50000 hours, @25°C
Heat-sink Material	Aluminum
Lens Material	PC
LED Driver	Meanwell
LED Chip	Lumileds 3030
Net Weight	7.7kg
Gross Weight	8.3kg

1300 662 644
sales@aqualux.com.au

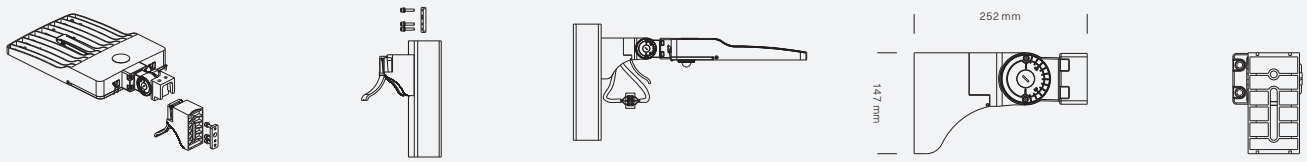


Visit www.aqualux.com.au for: Full product details and available options.
 Order code configuration & customised datasheets. Voltage drop calculator & LED technical information.

200W Floodlight

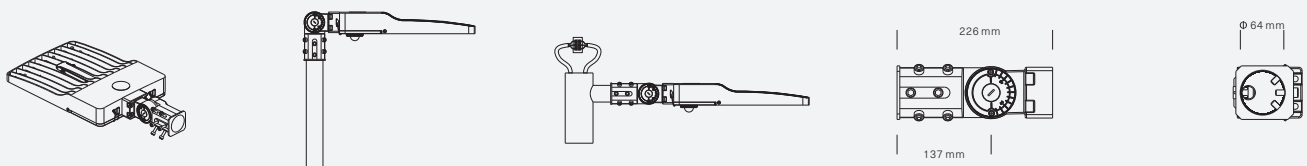
Bracket Options

Mounting Bracket - Type A



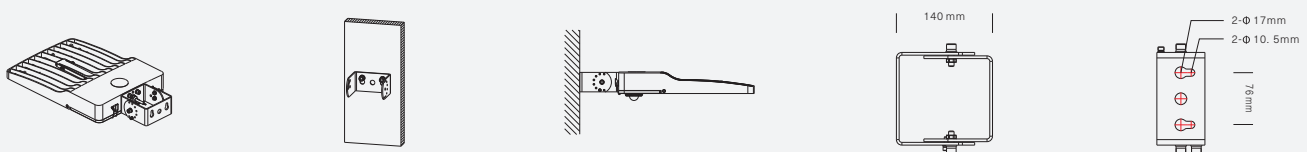
Adjustable Direct Arm Mount - Fit with square and round pole +/- 90°

Mounting Bracket - Type B



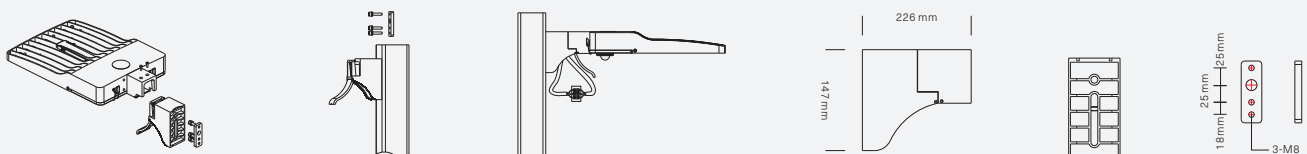
Adjustable +/- 90°

Mounting Bracket - Type C



Adjustable +/- 90°

Mounting Bracket - Type E/F



Direct - Fit with square and round pole

1300 662 644
sales@aqualux.com.au



Visit www.aqualux.com.au for: Full product details and available options. Order code configuration & customised datasheets. Voltage drop calculator & LED technical information.

200W Floodlight

Accessories

Mounting Brackets




PB-Single



PB-Double



PB-Triple



PB-90-Quad



PB-180-Quad



PT-Single



PT-90-Double



PT-180-Double



PT-90-Triple



PT-120-Triple



PB-90-Quad



PD-90-Double



PD-180-Double



PD-90-Triple



PD-90-Quad



PW-Single



PW-Double



WM-H



WM-L



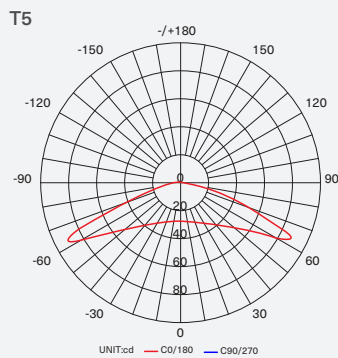
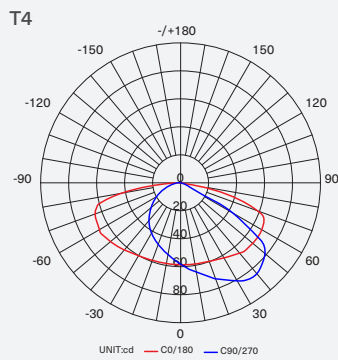
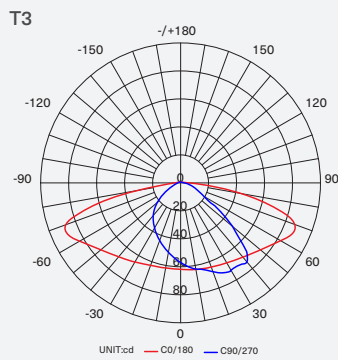
1300 662 644
sales@aqualux.com.au

Visit www.aqualux.com.au for: Full product details and available options.
Order code configuration & customised datasheets. Voltage drop calculator & LED technical information.

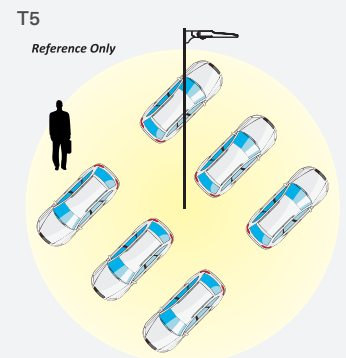
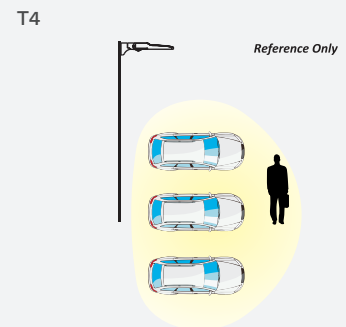
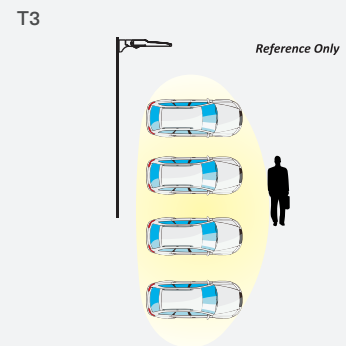
200W Floodlight

Charts

Photometric Charts



Illumination Guide



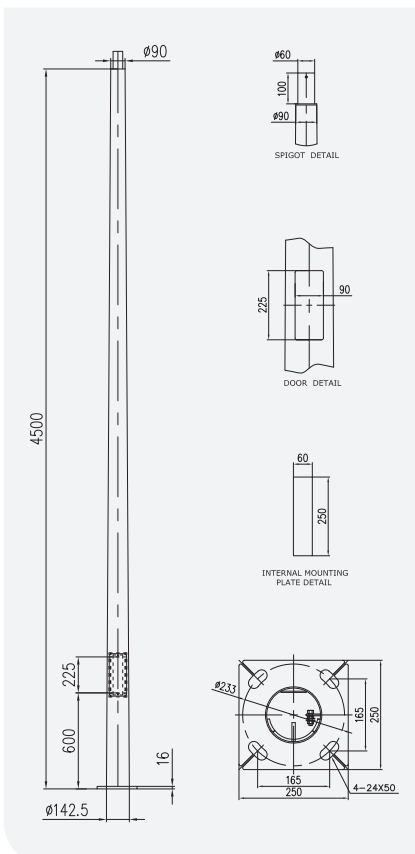
1300 662 644
sales@aqualux.com.au

Visit www.aqualux.com.au for: Full product details and available options.
 Order code configuration & customised datasheets. Voltage drop calculator & LED technical information.

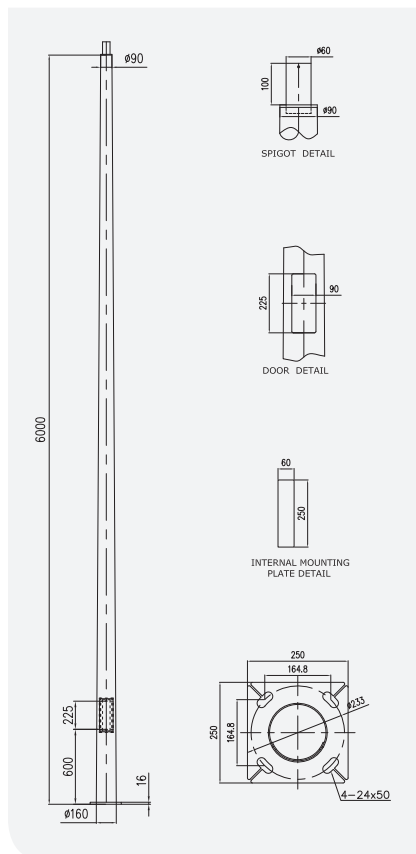
200W Floodlight

Pole Options

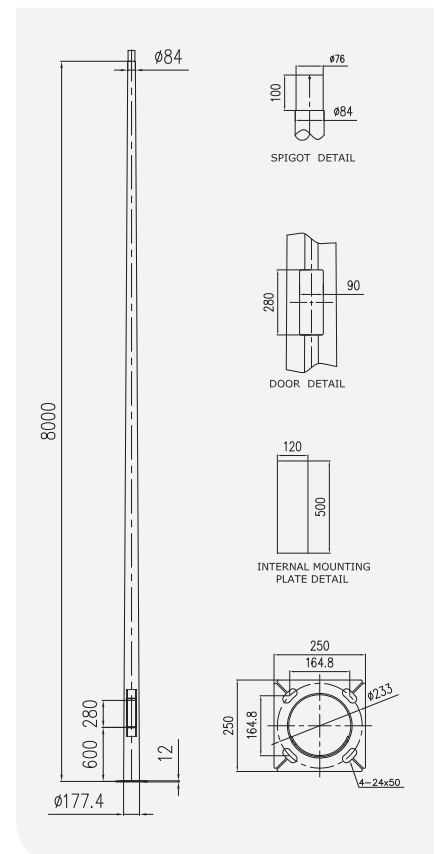
R45-60 / 4.5M 60mm spigot



R6-60 / 6.0M 60mm spigot



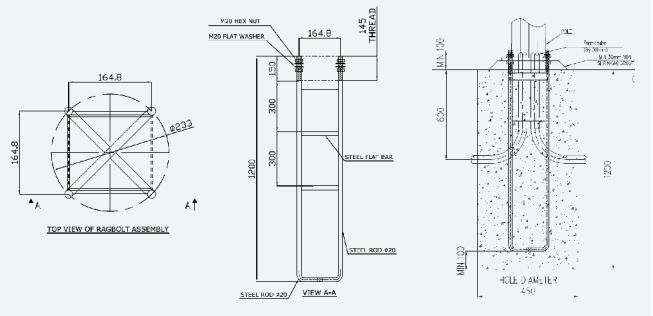
R8-76 / 8.0M 76mm spigot



Pile Foundation Guide

Notes:

1. This table is to be used as a guide only. All pile specifications should be confirmed with an appropriately qualified engineer prior to construction.
2. All workmanship and materials shall be in accordance with the current SAA code AS3600 Concrete structures, and AS 2159 Piling – Design and installation with amendments.
3. All concrete to have a minimum characteristic strength of 32MPa or 40MPa where an exposure classification of Moderate is determined in accordance with AS2159 Piling-Design and installation.
4. Minimum clear concrete cover to be 65mm.
5. All concrete shall be place and vibrated to optimum compaction.
6. Pile casings to be used for constructions purposes where required.
7. Engineering advice is to be sort where soils are assessed to be of exposure classifications severe or greater as determined in accordance with AS2159 Piling-Design and installation.
8. Soil classification to be determined by a geotechnical engineer.



1300 662 644
sales@aqualux.com.au



Visit www.aqualux.com.au for: Full product details and available options. Order code configuration & customised datasheets. Voltage drop calculator & LED technical information.