

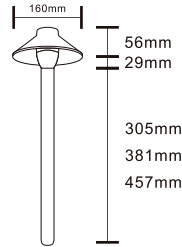
PPLB02 PPLB03 PPL2306WB

MATERIAL / FEATURES

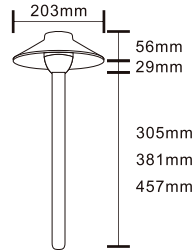
- Heavy Duty Cast Brass
- Powder Coated Reflective White Under Shade
- Industrial Grade Hub Assembly includes
 - Rugged "O" Ring Seal for added moisture protection
 - Clear Lens
 - High Grade Cast Shatter Shield Cage: Protects against accidental injury
- Always straight design ensures Shades are level on Posts
- Chemically Aged finish - Brass
 - (WB) – Weathered Brass
 - WB Brass finish will patina / tarnish depending on environmental conditions

Specifications

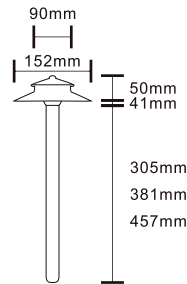
- 12 Volt Fixture
- 3' - #18/2 Direct Bury Landscape Lighting Wire
- Hi-temp ceramic socket w/nickel contacts, stainless steel springs, and Teflon jacketed wire leads
- Post Heights: 305mm/381mm/457mm
- Globe required: G4 35W Max
- IP Rating: IP65



PPLB02



PPLB03



PPL2306WB

PART NUMBER	Colour	Post Height	COLOUR TEMP	LUMENS	INPUT	INCLUDED LED
PPLB02-12/15/18	Weathered Bronze	305/381/457mm				No globes supplied
PPLB03-12/15/18	Weathered Bronze	305/381/457mm				No globes supplied
PPL2306WB-12/15/18	Weathered Bronze	305/381/457mm				No globes supplied
PPLB02-12/15/18-PLV3G4	Weathered Bronze	305/381/457mm	2700K	230	12V AC/DC	3.5W G4 Bi Pin LED PLV3-G4-27K
PPLB03-12/15/18-PLV3G4	Weathered Bronze	305/381/457mm	2700K	230	12V AC/DC	3.5W G4 Bi Pin LED PLV3-G4-27K
PPL2306WB-12/15/18-PLV3G4	Weathered Bronze	305/381/457mm	2700K	230	12V AC/DC	3.5W G4 Bi Pin LED PLV3-G4-27K