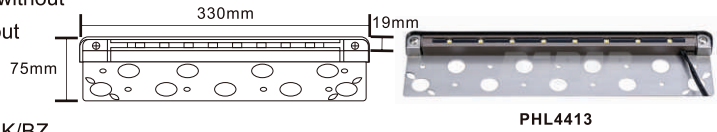
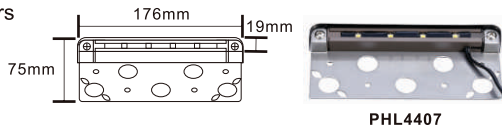
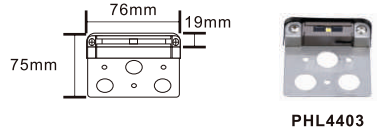


PHL4403 PHL4407 PHL4413


MATERIAL / FEATURES

- Stainless Steel
 - Mounting Bracket
 - Screws
 - Glare Shield
- Cast Aluminium – Light Bar
- Mounting Bracket includes pre-scored corners for retrofit installations (LL4407) only
- LED Light Bar can be used
 - By itself
 - With Glare Shield or without
 - With Bracket or without
- Models:
 - 1 LED – PHL4403BZ
 - 4 LED's – PHL4407BK/BZ
 - 8 LED'S – PHL4413BZ



SPECIFICATIONS

- Input 9-15 Volts
- 10' - #18/2 Dire cape Lighting Wire
- LED Diodes have 90° Beam Spread
- LED Integrated – No globe required
- PHL4403BZ – 25 Lumens, 0.4 Watts, VA .60, 366 PF
- PHL4407BZ/BK – 100 Lumens, 1.25 Watts, VA 2, .62 PF
- PHL4413BZ – 200 Lumens, 2.2 Watts, VA 3.3, .85 PF
- IP Rating: IP65



PART NUMBER	Colour	COLOUR TEMP	LUMENS	INPUT	INCLUDED LED
PHL4403	Bronze	2700K	25	9-15 Volts	0.4W 1PC LED
PHL4407BK	Black	2700K	100	9-15 Volts	1.25W 4PC LED
PHL4407BZ	Bronze	2700K	100	9-15 Volts	1.25W 4PC LED
PHL4413BZ	Bronze	2700K	200	9-15 Volts	2.2W 8PC LED