

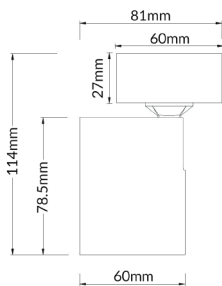
# SPOT SERIES

## INTERIOR GU10 SURFACE MOUNTED MATTE BLACK SPOT LIGHTS

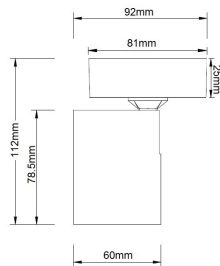
- Input voltage: 100-240V AC 50/60Hz
- Housing: powder coated aluminium
- Mounting plate: iron
- 180° Tilt / 328° swivel
- Lamp holder: GU10 (Max.50W Halogen globes)
- Globe not included
- IP20 for indoor use only



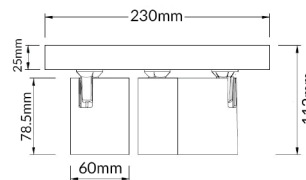
**SPOT-R1B**



**SPOT-S1B**



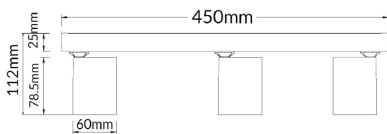
**SPOT-R3B**



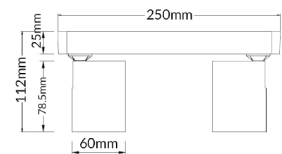
**GLOBE GRABBER/  
SUCTION CAP  
INCLUDED**



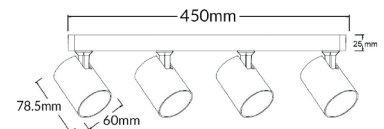
**SPOT-BAR3B**



**SPOT-BAR2B**



**SPOT-BAR4B**



CODE	DESCRIPTION	BASE	BOX WEIGHT	BOX DIMENSIONS	CARTON QTY
<b>SPOT-S1B</b>	SPOT GU10 1 LIGHT/ADJ SQ BASE BLK	81x81x25mm	0.26kg	9.5x8.5x12.5cm	1/50
<b>SPOT-R1B</b>	SPOT GU10 1 LIGHT/ADJ RND BASE BLK	Ø60x27mm	0.23kg	8.5x6.5x12.5cm	1/50
<b>SPOT-R3B</b>	SPOT GU10 3 LIGHT/ADJ RND BASE BLK	Ø230x25mm	0.97kg	23.5x23.5x12.5cm	1/8
<b>SPOT-BAR2B</b>	SPOT GU10 2 LIGHT/ADJ BAR BLK	250x25mm	0.6kg	25.5x8x12.5cm	1/12
<b>SPOT-BAR3B</b>	SPOT GU10 3 LIGHT/ADJ BAR BLK	450x25mm	0.94kg	45.5x8x12.5cm	1/8
<b>SPOT-BAR4B</b>	SPOT GU10 4 LIGHT/ADJ BAR BLK	450x25mm	1.1kg	45.5x8x12.5cm	1/8