



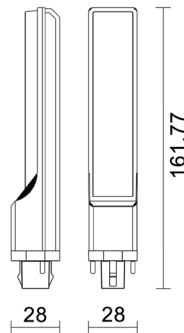
# LED PLC GLOBE




**PLC003**  
(with Rotating Base)


**Product Features:**


- Input voltage: 220-240V AC 50Hz
- Constant current LED driver inbuilt
- Housing & diffuser: PC
- Heat sink: PC & aluminium
- Diffuser: PC
- Rotating base
- LED chips: 30pcs SMD2835
- Power factor: >0.5
- CRI: >80
- Ambient temp: -15 to 50°C
- Not suitable for dimming
- Suitable for 2 way switching
- Suitable for use with sensors



- When retrofitting luminaire with ballast, bypass the ballast and rewire the circuit as per the 2nd wiring example shown below.
- 3 year replacement warranty based on max. 8hrs usage per day

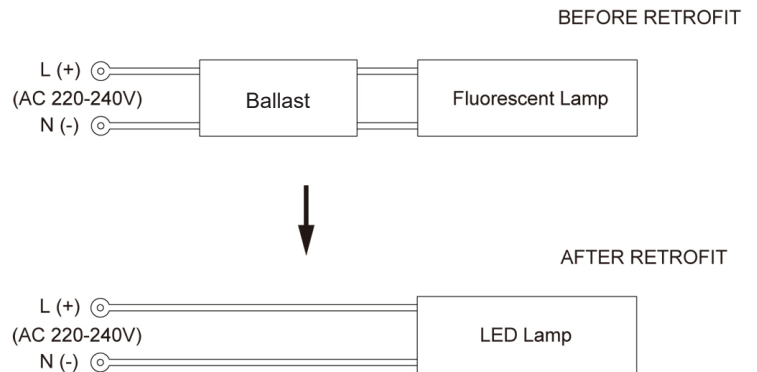
  
**G24d**

  
**25,000hr**  
Lifetime

  
**270°**  
Beam Angle

**IP20**  
Rated

**2YEAR**  
Replacement Warranty



PART NO.	DESCRIPTION	BASE	KELVIN	LUMENS	WATT	DIMENSION	WEIGHT	BOX	CARTON QTY
<b>PLC003</b>	GLOBE LED G24D PLC 2 PIN Rotatable Base 9W 4000K 810 Lm	G24D	4000K	810LM	9=60W	161.7x28x28mm	0.05	3x3x16.5cm	1/25