


LED LINEAR PENDANT LIGHT



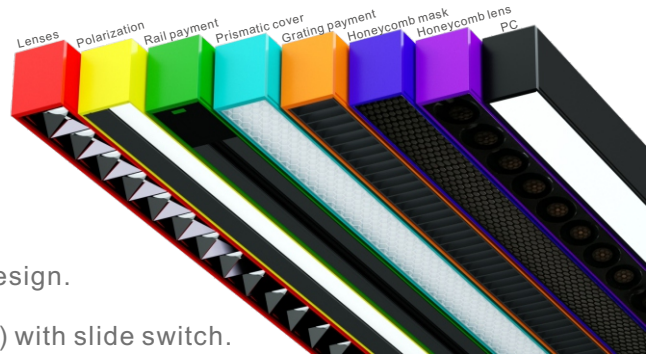
RoHS



LED LINEAR PENDANT LIGHT

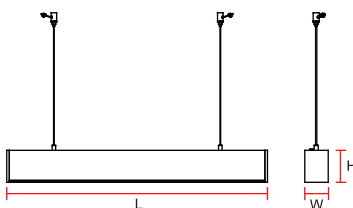
Product Features

- Flicker free.
- Up & down lighting design.
- DIY module design option.
- Pluggable and magnetic seamless splicing design.
- Interchangeable CCT(3000K+4000K+5700K) with slide switch.
- Available with suspending installation and surface-mounted installation.

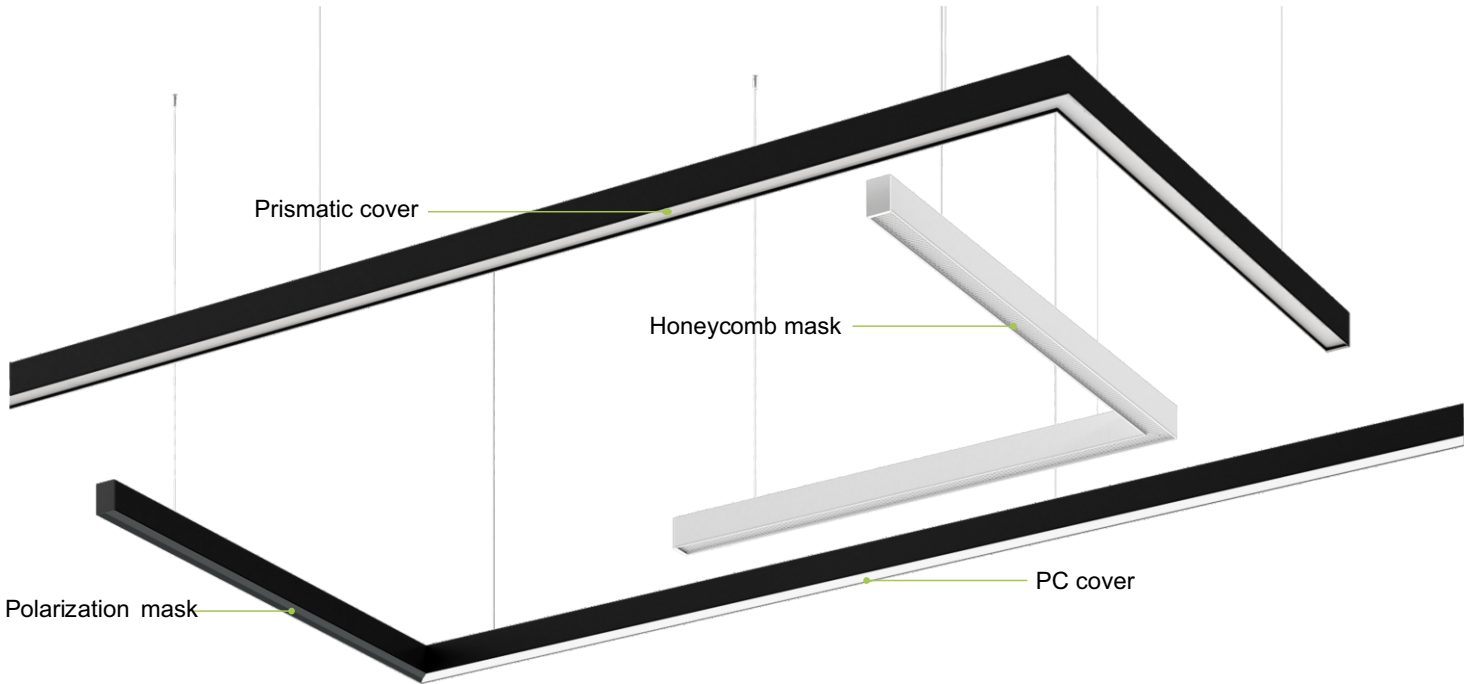


Technical Specification

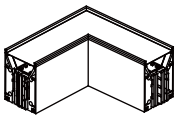
Model	LL1800M-BKTC50S	LL1800M-WHTC50S
Size(LxWxH)	1800x55x75mm	
Watts	50W	
Colour Temp	3000K&4000K&5700K	
Luminous Flux (lm/w)	4500lm	
CRI	Ra>90	
Input Voltage	AC220-240V, 50/60Hz	
Material	Aluminum	
IP Grade	IP20	
Beam Angle (°)	100°	
Dimming	3CCT / 0-10V	
Installation	Surface mount / Pendant	
Housing Colour	Black,White	



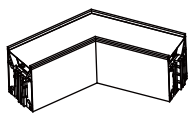
Multiple Lighting Schemes:



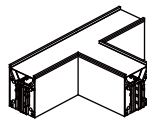
Corner Type:



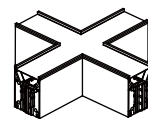
L SHAPE CORNER



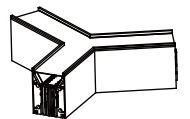
L SHAPE CORNER
(120 degree)



T SHAPE CORNER



X SHAPE CORNER



Y SHAPE CORNER

Quick Connection:



30S Seamless quick splicing

Important:

Read this instruction carefully before installation. Keep it for further reference.
Make electrical and grounded connections in accordance with the national electrical code and any applicable code. Always turn off the power supply before installation.
This product must be installed in accordance with the applicable installation code by a qualified electrician who is familiar with the construction and operation of the product and the hazards involved.

WARNING:

- ⚠ Risk of fire or electric shock. Fixture installation requires knowledge of luminaires electrical systems. If not qualified, DO NOT attempt installation. Contact a qualified electrician.
- ⚠ Risk of fire or electric shock. Suitable for wet locations. Always turn off the power supply before installation.
- ⚠ Risk of fire or electric shock. Suitable for non-insulated surface and frame. DO NOT cover fixture with insulation liner or similar material.
- ⚠ DO NOT install fixture on unstable, loose or easily breakable surface.
- ⚠ DO NOT exert force on the surface of the fixture.

Packing /weight

Model	(L*W*H)	Qty/Ctn (pcs)	N.W/pcs (kg)	G.W/Ctn (kg)
LLR550M-18W	680x135x195mm	4	2.8	12.7
LL1200M-40W	1280x135x195mm	4	5.3	22.7
LL1800M-50W	1880x135x195mm	4	14.3	28

Note

- 1.The installation and maintenance must be completed by electricians or professionals.
- 2.Please cut off the power before installation and maintenance.
- 3.The thermally insulating material is not allowed to cover the fixture.
- 4.Please keep away from the corrosive substance, and keep the fixture dry and clean.
- 5.Working temperature: -4°F~113°F, storage temperature: -22°F~140°F.