

40W HIGH EFFICIENCY DOWNLIGHT

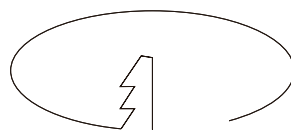
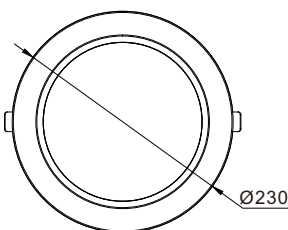
Product Features

- Power changeable 30W/40W
- Commercial grade quality and design
- Made with LM-80 certified SMD LED chips
- Long life span with low power consumption
- With separate driver and Australian standard plug

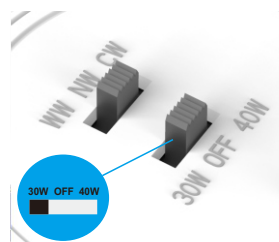


Technical Specification


Model	DL4001-WHTCDPS02
Watts	30W/40W
Input Voltage	AC 220-240V 50/60Hz
Colour Temp.	Tri-CCT: 3000K&4000K&5700K
Lumens Output	30W: 3300lm 40W: 4400lm
CRI	Ra>80
Beam Angle	100°
Size	D230*H50mm
Cutout	D200-220mm
IP Grade	IP 54
Dimmable	DALI-2+pushDIM/BK-DEL030-B0800ADL
Housing Colour	White
Carton Size	485*440*295mm 12pcs/CTN



Ø200-220 mm



Wattage changeable:30&40W



Tri-CCT: 3000K&4000K&5700K