



QUEENSLANDER



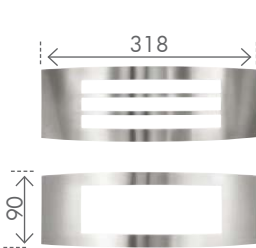
WALL LIGHTS AND BOLLARDS



Modern curved wall light and bollard range constructed from high grade 304 or 316 stainless steel.
 Available in small or large wall lights with either a plain or slotted designed face. Sensor available in large slotted design only.
 IP44 Weatherproof rated.
 2 Year Warranty.

240v	22w max	60w max	11w max				
	Narrow	Rectangle	Bollards				INCLUDED

Detection: 120° x 8m	Lux Setting	Time on: 5s to 5m



Narrow Slotted:	17366/..	Rect Slotted:	17361/..	Rect Sensor:	17362/..
16 STAINLESS STEEL (304)		16 STAINLESS STEEL (316)		16 STAINLESS STEEL (316)	
Narrow Plain:	17367/..	Rect Plain:	17363/..		
16 STAINLESS STEEL (304)		16 STAINLESS STEEL (316)			

600 Bollard:	17364/..
16 STAINLESS STEEL (304)	
900 Bollard:	17365/..
16 STAINLESS STEEL (304)	